

This report was obtained (via FOIA) and posted by AltGov2

www.altgov2.org/FEVS

2017



Annual Employee Survey (AES) Report

Selective Service System

FIELD PERIOD	May 9 - June 20, 2017
SAMPLE OR CENSUS	CENSUS
NUMBER OF SURVEYS COMPLETED	73
NUMBER OF SURVEYS ADMINISTERED	95
RESPONSE RATE	76.8%

20 items identified as **strengths** (65% positive or higher)

23 items identified as **challenges** (35% negative or higher)

Engagement Index Score

2017 ENGAGEMENT INDEX

57%

LEADERS LEAD

49%

SUPERVISORS

62%

INTRINSIC WORK EXPERIENCE

62%

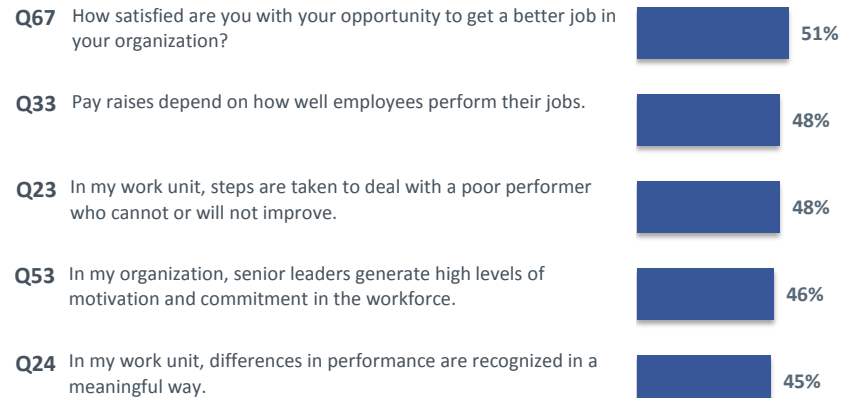
Highest % Positive Items

Select: Highest % Positive



Highest % Negative Items

Select: Highest % Negative



2017

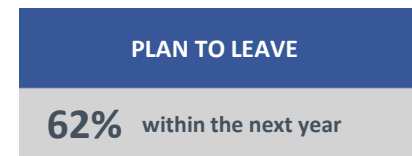
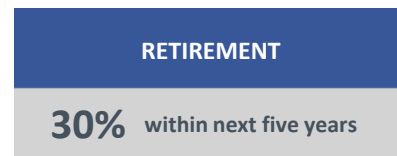
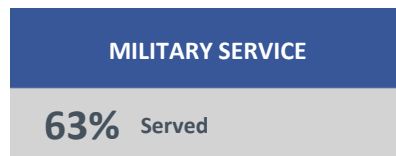
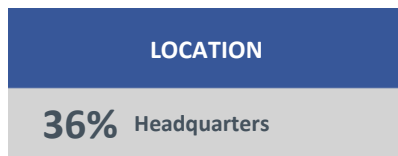
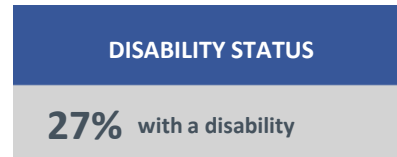

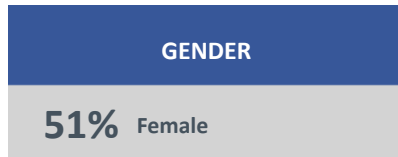
Federal Employee Viewpoint Survey

Empowering Employees. Inspiring Change.



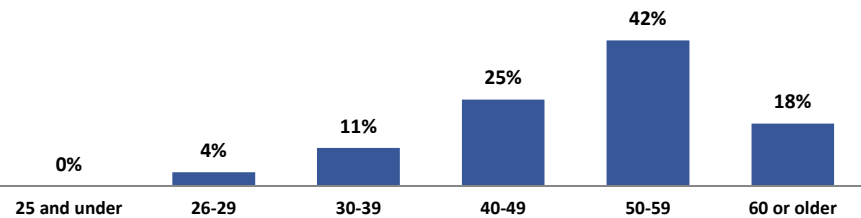
Annual Employee Survey (AES) Report

Selective Service System



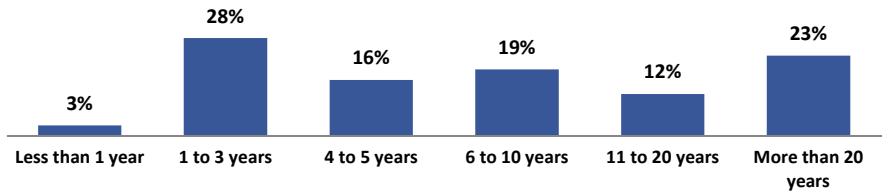
Age Group

- Age Group
- Racial Category
- Education



Agency Tenure

- Agency Tenure
- Federal Tenure
- Supervisory Status
- Pay Category/Grade





Annual Employee Survey (AES) Report

Selective Service System

Select: Largest Increases since 2016

Largest Increases in Percent Positive since 2016

11 items increased since 2016

	2014	2015	2016	2017	Percentage Point Change
Q21 My work unit is able to recruit people with the right skills.	38%	43%	38%	44%	+6
Q33 Pay raises depend on how well employees perform their jobs.	18%	21%	17%	22%	+5
Q8 I am constantly looking for ways to do my job better.	89%	93%	93%	97%	+4
Q20 The people I work with cooperate to get the job done.	68%	78%	64%	67%	+3
Q26 Employees in my work unit share job knowledge with each other.	57%	69%	62%	65%	+3

Select: Largest Decreases since 2016

Largest Decreases in Percent Positive since 2016

58 items decreased since 2016

	2014	2015	2016	2017	Percentage Point Change
Q62 Senior leaders demonstrate support for Work/Life programs.	70%	61%	68%	46%	-22
Q68 How satisfied are you with the training you receive for your present job?	50%	57%	54%	32%	-22
Q66 How satisfied are you with the policies and practices of your senior leaders?	52%	39%	51%	30%	-21
Q6 I know what is expected of me on the job.	78%	88%	84%	66%	-18
Q4 My work gives me a feeling of personal accomplishment.	66%	66%	74%	57%	-17

Core Survey

Response Type	Item	Item Text	Percent Positive %	Strongly Agree/ Very Good/ Very Satisfied %	Agree/ Good/ Satisfied %	Neither Agree nor Disagree/ Fair/ Neither Satisfied nor Dissatisfied %	Disagree/ Poor/ Dissatisfied %	Strongly Disagree/ Very Poor/ Very Dissatisfied %	Percent Negative %	Strongly Agree/ Very Good/ Very Satisfied N	Agree/ Good/ Satisfied N	Neither Agree nor Disagree/ Fair/ Neither Satisfied nor Dissatisfied N	Disagree/ Poor/ Dissatisfied N	Strongly Disagree/ Very Poor/ Very Dissatisfied N	Item Response Total** N	Do Not Know/ No Basis to Judge N
Agree -disagree	1	*I am given a real opportunity to improve my skills in my organization.	52.26%	17.70%	34.56%	13.17%	22.00%	12.57%	34.57%	12	24	10	17	9	72	N/A
Agree -disagree	2	I have enough information to do my job well.	60.43%	22.89%	37.54%	16.09%	13.04%	10.43%	23.48%	16	26	12	11	8	73	N/A
Agree -disagree	3	I feel encouraged to come up with new and better ways of doing things.	58.64%	24.52%	34.11%	15.49%	11.58%	14.29%	25.87%	17	25	11	9	11	73	N/A
Agree -disagree	4	My work gives me a feeling of personal accomplishment.	56.92%	22.43%	34.49%	20.98%	8.04%	14.07%	22.10%	15	25	15	6	11	72	N/A
Agree -disagree	5	I like the kind of work I do.	73.72%	31.99%	41.73%	12.87%	3.55%	9.87%	13.41%	23	31	9	3	7	73	N/A
Agree -disagree	6	I know what is expected of me on the job.	66.04%	33.94%	32.10%	15.72%	6.09%	12.15%	18.24%	23	23	11	5	9	71	N/A
Agree -disagree	7	When needed I am willing to put in the extra effort to get a job done.	95.82%	65.87%	29.95%	4.18%	0.00%	0.00%	0.00%	48	22	3	0	0	73	N/A
Agree -disagree	8	I am constantly looking for ways to do my job better.	96.50%	54.88%	41.62%	2.38%	0.00%	1.12%	1.12%	40	30	2	0	1	73	N/A
Agree -disagree	9	I have sufficient resources (for example, people, materials, budget) to get my job done.	38.93%	21.56%	17.37%	16.20%	12.35%	32.52%	44.87%	15	12	12	9	25	73	0
Agree -disagree	10	*My workload is reasonable.	50.30%	11.77%	38.53%	10.66%	16.93%	22.11%	39.04%	8	28	8	13	16	73	0
Agree -disagree	11	*My talents are used well in the workplace.	44.58%	15.91%	28.67%	15.23%	19.56%	20.64%	40.19%	11	20	11	15	16	73	0
Agree -disagree	12	*I know how my work relates to the agency's goals and priorities.	82.08%	41.68%	40.39%	3.75%	3.38%	10.79%	14.17%	30	29	3	2	8	72	0
Agree -disagree	13	The work I do is important.	79.25%	47.57%	31.68%	9.49%	1.69%	9.57%	11.26%	34	23	7	1	7	72	1
Agree -disagree	14	Physical conditions (for example, noise level, temperature, lighting, cleanliness in the workplace) allow employees to perform their jobs well.	66.19%	30.67%	35.52%	11.57%	7.55%	14.69%	22.24%	22	26	8	6	11	73	0
Agree -disagree	15	My performance appraisal is a fair reflection of my performance.	69.08%	34.22%	34.85%	16.78%	5.75%	8.40%	14.14%	23	25	13	4	6	71	0
Agree -disagree	16	I am held accountable for achieving results.	81.23%	42.89%	38.34%	9.36%	3.75%	5.67%	9.41%	29	29	7	3	4	72	0
Agree -disagree	17	*I can disclose a suspected violation of any law, rule or regulation without fear of reprisal.	55.24%	29.31%	25.93%	11.22%	11.97%	21.57%	33.54%	20	19	9	9	16	73	0
Agree -disagree	18	My training needs are assessed.	43.09%	17.94%	25.14%	17.28%	21.68%	17.95%	39.63%	12	18	13	16	14	73	0
Agree -disagree	19	In my most recent performance appraisal, I understood what I had to do to be rated at different performance levels (for example, Fully Successful, Outstanding).	81.20%	41.83%	39.37%	11.54%	2.30%	4.96%	7.26%	29	28	8	2	4	71	2
Agree -disagree	20	*The people I work with cooperate to get the job done.	66.59%	21.98%	44.61%	11.89%	9.00%	12.52%	21.53%	15	33	9	6	10	73	N/A
Agree -disagree	21	My work unit is able to recruit people with the right skills.	44.09%	13.45%	30.64%	23.22%	15.41%	17.27%	32.68%	10	22	17	10	13	72	1
Agree -disagree	22	Promotions in my work unit are based on merit.	36.57%	20.38%	16.19%	26.81%	14.47%	22.14%	36.62%	14	12	19	9	16	70	3
Agree -disagree	23	In my work unit, steps are taken to deal with a poor performer who cannot or will not improve.	29.84%	16.56%	13.27%	22.56%	24.01%	23.59%	47.60%	12	10	15	17	17	71	2
Agree -disagree	24	*In my work unit, differences in performance are recognized in a meaningful way.	28.07%	17.39%	10.68%	26.45%	23.72%	21.75%	45.48%	12	8	19	18	15	72	0
Agree -disagree	25	Awards in my work unit depend on how well employees perform their jobs.	34.53%	20.91%	13.62%	22.57%	25.87%	17.04%	42.90%	15	10	17	18	12	72	1
Agree -disagree	26	Employees in my work unit share job knowledge with each other.	65.34%	31.13%	34.21%	9.97%	11.08%	13.61%	24.69%	21	24	7	8	10	70	2
Agree -disagree	27	The skill level in my work unit has improved in the past year.	53.95%	25.24%	28.71%	26.08%	12.23%	7.74%	19.97%	18	21	18	9	6	72	1
Good -poor	28	How would you rate the overall quality of work done by your work unit?	77.61%	50.24%	27.36%	13.08%	5.05%	4.26%	9.31%	36	20	10	4	3	73	N/A
Agree -disagree	29	*The workforce has the job-relevant knowledge and skills necessary to accomplish organizational goals.	48.87%	17.33%	31.55%	17.24%	19.09%	14.79%	33.88%	11	22	11	14	10	68	4
Agree -disagree	30	Employees have a feeling of personal empowerment with respect to work processes.	27.65%	13.13%	14.53%	32.98%	17.42%	21.94%	39.37%	9	10	23	13	16	71	0

Core Survey

Agree -disagree	31	Employees are recognized for providing high quality products and services.	41.12%	16.10%	25.01%	27.27%	17.16%	14.45%	31.61%	11	18	19	13	10	71	1
Agree -disagree	32	Creativity and innovation are rewarded.	32.89%	11.13%	21.76%	31.36%	16.22%	19.52%	35.74%	8	15	22	12	14	71	1
Agree -disagree	33	Pay raises depend on how well employees perform their jobs.	22.45%	11.17%	11.28%	29.53%	21.78%	26.24%	48.02%	8	8	19	16	19	70	2
Agree -disagree	34	Policies and programs promote diversity in the workplace (for example, recruiting minorities and women, training in awareness of diversity issues, mentoring).	53.92%	22.40%	31.52%	20.07%	6.86%	19.15%	26.01%	16	22	14	5	13	70	1
Agree -disagree	35	Employees are protected from health and safety hazards on the job.	68.64%	25.70%	42.94%	20.42%	1.25%	9.70%	10.95%	18	30	15	1	7	71	1
Agree -disagree	36	My organization has prepared employees for potential security threats.	78.55%	31.65%	46.89%	8.01%	3.72%	9.73%	13.45%	21	34	6	3	7	71	0
Agree -disagree	37	Arbitrary action, personal favoritism and coercion for partisan political purposes are not tolerated.	40.01%	21.02%	18.99%	23.28%	12.45%	24.26%	36.71%	15	14	16	9	18	72	0
Agree -disagree	38	Prohibited Personnel Practices (for example, illegally discriminating for or against any employee/applicant, obstructing a person's right to compete for employment, knowingly violating veterans' preference requirements) are not tolerated.	56.83%	27.20%	29.64%	16.75%	6.28%	20.14%	26.42%	19	20	11	4	14	68	2
Agree -disagree	39	My agency is successful at accomplishing its mission.	58.23%	22.17%	36.07%	18.03%	6.20%	17.54%	23.74%	16	25	12	5	12	70	2
Agree -disagree	40	*I recommend my organization as a good place to work.	40.80%	15.71%	25.09%	29.26%	14.51%	15.43%	29.94%	11	18	21	11	11	72	N/A
Agree -disagree	41	*I believe the results of this survey will be used to make my agency a better place to work.	35.45%	13.71%	21.74%	28.60%	20.51%	15.44%	35.95%	9	15	20	15	11	70	2
Agree -disagree	42	My supervisor supports my need to balance work and other life issues.	74.38%	37.59%	36.79%	9.22%	2.84%	13.56%	16.41%	25	28	7	2	9	71	0
Agree -disagree	43	My supervisor provides me with opportunities to demonstrate my leadership skills.	65.11%	32.50%	32.61%	8.82%	10.06%	16.01%	26.06%	22	23	7	8	12	72	0
Agree -disagree	44	Discussions with my supervisor about my performance are worthwhile.	57.37%	33.45%	23.92%	18.55%	10.32%	13.77%	24.09%	22	17	13	8	10	70	1
Agree -disagree	45	My supervisor is committed to a workforce representative of all segments of society.	61.10%	33.50%	27.60%	17.24%	6.42%	15.24%	21.66%	22	19	13	4	11	69	3
Agree -disagree	46	My supervisor provides me with constructive suggestions to improve my job performance.	55.25%	27.97%	27.28%	19.14%	9.70%	15.92%	25.62%	19	20	14	7	12	72	0
Agree -disagree	47	Supervisors in my work unit support employee development.	54.86%	30.83%	24.04%	18.27%	10.47%	16.40%	26.87%	21	16	13	8	12	70	1
Agree -disagree	48	My supervisor listens to what I have to say.	65.52%	40.67%	24.85%	13.41%	13.15%	7.93%	21.07%	27	18	10	10	6	71	N/A
Agree -disagree	49	My supervisor treats me with respect.	74.33%	37.98%	36.35%	5.65%	9.57%	10.45%	20.02%	26	26	4	7	8	71	N/A
Agree -disagree	50	In the last six months, my supervisor has talked with me about my performance.	69.40%	31.66%	37.73%	11.52%	8.69%	10.40%	19.08%	22	28	8	6	8	72	N/A
Agree -disagree	51	I have trust and confidence in my supervisor.	53.94%	39.17%	14.76%	22.82%	10.49%	12.76%	23.25%	26	11	17	7	10	71	N/A
Good -poor	52	Overall, how good a job do you feel is being done by your immediate supervisor?	58.88%	37.11%	21.78%	20.80%	7.07%	13.25%	20.32%	25	17	15	5	10	72	N/A
Agree -disagree	53	In my organization, senior leaders generate high levels of motivation and commitment in the workforce.	35.71%	17.93%	17.78%	18.32%	12.37%	33.61%	45.97%	12	13	13	9	24	71	1
Agree -disagree	54	My organization's senior leaders maintain high standards of honesty and integrity.	46.36%	24.04%	22.32%	18.79%	10.62%	24.23%	34.85%	17	16	14	7	18	72	0
Agree -disagree	55	Supervisors work well with employees of different backgrounds.	59.22%	26.11%	33.11%	20.44%	4.92%	15.42%	20.34%	18	24	14	3	11	70	1
Agree -disagree	56	*Managers communicate the goals and priorities of the organization.	56.09%	23.05%	33.04%	18.54%	3.53%	21.84%	25.37%	15	22	14	2	16	69	1
Agree -disagree	57	Managers review and evaluate the organization's progress toward meeting its goals and objectives.	50.72%	23.13%	27.59%	22.67%	8.92%	17.69%	26.61%	16	18	17	7	13	71	1
Agree -disagree	58	Managers promote communication among different work units (for example, about projects, goals, needed resources).	45.44%	19.67%	25.77%	17.18%	18.19%	19.19%	37.38%	14	17	13	14	14	72	0
Agree -disagree	59	Managers support collaboration across work units to accomplish work objectives.	52.98%	22.56%	30.42%	12.13%	17.09%	17.80%	34.89%	16	21	9	13	13	72	0

Core Survey

Good -poor	60	Overall, how good a job do you feel is being done by the manager directly above your immediate supervisor?	53.53%	32.26%	21.27%	20.01%	9.50%	16.96%	26.46%	22	14	13	7	12	68	4
Agree -disagree	61	I have a high level of respect for my organization's senior leaders.	51.39%	25.92%	25.47%	19.45%	11.06%	18.09%	29.15%	19	18	14	8	13	72	0
Agree -disagree	62	Senior leaders demonstrate support for Work/Life programs.	46.34%	18.76%	27.58%	25.93%	12.70%	15.03%	27.72%	13	19	18	8	10	68	4
Satisfied -dissatisfied	63	*How satisfied are you with your involvement in decisions that affect your work?	40.26%	19.45%	20.81%	23.24%	16.08%	20.42%	36.50%	13	15	17	12	15	72	N/A
Satisfied -dissatisfied	64	*How satisfied are you with the information you receive from management on what's going on in your organization?	50.14%	18.65%	31.49%	16.36%	14.38%	19.12%	33.50%	13	21	12	11	14	71	N/A
Satisfied -dissatisfied	65	*How satisfied are you with the recognition you receive for doing a good job?	36.75%	17.08%	19.67%	21.27%	19.93%	22.05%	41.98%	11	15	15	15	16	72	N/A
Satisfied -dissatisfied	66	How satisfied are you with the policies and practices of your senior leaders?	30.39%	10.78%	19.61%	34.17%	15.02%	20.42%	35.44%	8	14	24	11	15	72	N/A
Satisfied -dissatisfied	67	How satisfied are you with your opportunity to get a better job in your organization?	13.05%	7.14%	5.91%	35.75%	20.74%	30.46%	51.20%	5	4	25	16	22	72	N/A
Satisfied -dissatisfied	68	How satisfied are you with the training you receive for your present job?	32.05%	9.20%	22.85%	29.05%	13.84%	25.06%	38.90%	6	16	20	11	19	72	N/A
Satisfied -dissatisfied	69	*Considering everything, how satisfied are you with your job?	53.61%	19.41%	34.20%	13.79%	15.11%	17.50%	32.60%	13	24	10	12	12	71	N/A
Satisfied -dissatisfied	70	Considering everything, how satisfied are you with your pay?	57.27%	18.99%	38.28%	9.51%	17.71%	15.51%	33.22%	14	27	7	13	11	72	N/A
Satisfied -dissatisfied	71	*Considering everything, how satisfied are you with your organization?	42.93%	11.88%	31.05%	23.31%	18.65%	15.11%	33.76%	8	22	17	14	10	71	N/A
Satisfied -dissatisfied	79	How satisfied are you with the following Work/Life programs in your agency? Telework	62.70%	21.87%	40.83%	14.28%	5.28%	17.73%	23.02%	4	7	3	1	3	18	1
Satisfied -dissatisfied	80	How satisfied are you with the following Work/Life programs in your agency? Alternative Work Schedules (AWS)	74.30%	43.87%	30.42%	17.74%	7.96%	0.00%	7.96%	13	9	5	2	0	29	0
Satisfied -dissatisfied	81	How satisfied are you with the following Work/Life programs in your agency? Health and Wellness Programs (for example, exercise, medical screening, quit smoking programs)	72.65%	41.40%	31.25%	17.56%	6.91%	2.89%	9.79%	18	13	7	3	1	42	0
Satisfied -dissatisfied	82	How satisfied are you with the following Work/Life programs in your agency? Employee Assistance Program (EAP)	50.33%	35.89%	14.44%	35.22%	0.00%	14.44%	14.44%	3	1	3	0	1	8	1
Satisfied -dissatisfied	83	How satisfied are you with the following Work/Life programs in your agency? Child Care Programs (for example, daycare, parenting classes, parenting support groups)	100.00%	100.00%	0.00%	0.00%	0.00%	0.00%	0.00%	1	0	0	0	0	1	1
Satisfied -dissatisfied	84	How satisfied are you with the following Work/Life programs in your agency? Elder Care Programs (for example, support groups, speakers)	71.32%	71.32%	0.00%	28.68%	0.00%	0.00%	0.00%	2	0	1	0	0	3	1

* AES prescribed items as of 2017 (5 CFR Part 250, Subpart C)

** Unweighted count of responses excluding 'Do Not Know' and 'No Basis to Judge'

The Dashboard only includes items 1-71.

Percentages are weighted to represent the Agency's population.

Work Life-Telework

72. Have you been notified whether or not you are eligible to telework?	N	%
Yes, I was notified that I was eligible to telework.	32	45.20%
Yes, I was notified that I was not eligible to telework.	23	31.12%
No, I was not notified of my telework eligibility.	14	19.06%
Not sure if I was notified of my telework eligibility.	3	4.62%
Total	72	100.00%

73. Please select the response below that BEST describes your current teleworking situation.	N	%
I telework 3 or more days per week.	2	2.44%
I telework 1 or 2 days per week.	6	8.31%
I telework, but no more than 1 or 2 days per month.	0	0.00%
I telework very infrequently.	10	15.88%
I do not telework because I have to be physically present on the job.	12	15.54%
I do not telework because I have technical issues.	7	9.26%
I do not telework because I did not receive approval to do so.	17	24.35%
I do not telework because I choose not to telework.	17	24.21%
Total	71	100.00%

74. Do you participate in the following Work/Life programs? Alternative Work Schedules	N	%
Yes	31	45.83%
No	36	47.94%
Not available to me	5	6.23%
Total	72	100.00%

75. Do you participate in the following Work/Life programs? Health and Wellness Programs	N	%
Yes	42	58.93%
No	25	34.20%
Not available to me	5	6.87%
Total	72	100.00%

76. Do you participate in the following Work/Life programs? Employee Assistance Program	N	%
Yes	9	13.18%
No	57	77.87%
Not available to me	6	8.95%
Total	72	100.00%

77. Do you participate in the following Work/Life programs? Child Care Programs	N	%
Yes	2	3.09%
No	51	68.67%
Not available to me	19	28.24%
Total	72	100.00%

78. Do you participate in the following Work/Life programs? Elder Care Programs	N	%
Yes	3	4.28%
No	47	64.45%
Not available to me	21	31.27%
Total	71	100.00%

Percentages are weighted to represent the Agency's population.

Demographics

Where do you work?	N	%
Headquarters	26	36.11%
Field	46	63.89%
Total	72	100.00%
What is your supervisory status?	N	%
Non-Supervisor	48	67.61%
Team Leader	7	9.86%
Supervisor	7	9.86%
Manager	7	9.86%
Senior Leader	2	2.82%
Total	71	100.00%
Are you:	N	%
Male	34	48.57%
Female	36	51.43%
Total	70	100.00%
Are you Hispanic or Latino?	N	%
Yes	9	12.86%
No	61	87.14%
Total	70	100.00%
Please select the racial category or categories with which you most closely identify.	N	%
American Indian or Alaska Native	0	0.00%
Asian	0	0.00%
Black or African American	17	25.76%
Native Hawaiian or Other Pacific Islander	1	1.52%
White	44	66.67%
Two or more races	4	6.06%
Total	66	100.00%
What is the highest degree or level of education you have completed?	N	%
Less than High School	0	0.00%
High School Diploma/GED or equivalent	7	10.29%
Trade or Technical Certificate	1	1.47%
Some College (no degree)	14	20.59%
Associate's Degree (e.g., AA, AS)	7	10.29%
Bachelor's Degree (e.g., BA, BS)	19	27.94%
Master's Degree (e.g., MA, MS, MBA)	20	29.41%
Doctoral/Professional Degree (e.g., Ph.D., MD, JD)	0	0.00%
Total	68	100.00%
What is your pay category/grade?	N	%
Federal Wage System	0	0.00%
GS 1-6	13	18.57%
GS 7-12	36	51.43%
GS 13-15	20	28.57%
Senior Executive Service	1	1.43%
Senior Level (SL) or Scientific or Professional (ST)	0	0.00%
Other	0	0.00%
Total	70	100.00%
How long have you been with the Federal Government (excluding military service)?	N	%

Demographics

Less than 1 year	1	1.43%
1 to 3 years	12	17.14%
4 to 5 years	10	14.29%
6 to 10 years	12	17.14%
11 to 14 years	6	8.57%
15 to 20 years	6	8.57%
More than 20 years	23	32.86%
Total	70	100.00%

How long have you been with your current agency (for example, Department of Justice, Environmental Protection Agency)?

	N	%
Less than 1 year	2	2.90%
1 to 3 years	19	27.54%
4 to 5 years	11	15.94%
6 to 10 years	13	18.84%
11 to 20 years	8	11.59%
More than 20 years	16	23.19%
Total	69	100.00%

Are you considering leaving your organization within the next year, and if so, why?

	N	%
No	27	38.03%
Yes, to retire	8	11.27%
Yes, to take another job within the Federal Government	29	40.85%
Yes, to take another job outside the Federal Government	2	2.82%
Yes, other	5	7.04%
Total	71	100.00%

I am planning to retire:

	N	%
Within one year	8	11.43%
Between one and three years	6	8.57%
Between three and five years	7	10.00%
Five or more years	49	70.00%
Total	70	100.00%

Self-Identify as:

	N	%
Heterosexual or Straight	57	87.69%
Gay, Lesbian, Bisexual, or Transgender	1	1.54%
I prefer not to say	7	10.77%
Total	65	100.00%

What is your US military service status?

	N	%
No Prior Military Service	26	37.14%
Currently in National Guard or Reserves	0	0.00%
Retired	21	30.00%
Separated or Discharged	23	32.86%
Total	70	100.00%

Are you an individual with a disability?

	N	%
Yes	19	27.14%
No	51	72.86%
Total	70	100.00%

What is your age group?

	N	%
25 and under	0	0.00%

Demographics

26-29	3	4.11%
30-39	8	10.96%
40-49	18	24.66%
50-59	31	42.47%
60 or older	13	17.81%
Total	73	100.00%

Percentages for demographic questions are unweighted.

Response Type	Year	Item	Item Text	Percent Positive %	Neither Agree nor Disagree/ Fair/ Neither Satisfied nor Dissatisfied %	Percent Negative %	Item Response Total** N	Do Not Know/ No Basis to Judge N
Agree-disagree	2017	1	*I am given a real opportunity to improve my skills in my organization.	52.26%	13.17%	34.57%	72	N/A
Agree-disagree	2017	2	I have enough information to do my job well.	60.43%	16.09%	23.48%	73	N/A
Agree-disagree	2017	3	I feel encouraged to come up with new and better ways of doing things.	58.64%	15.49%	25.87%	73	N/A
Agree-disagree	2017	4	My work gives me a feeling of personal accomplishment.	56.92%	20.98%	22.10%	72	N/A
Agree-disagree	2017	5	I like the kind of work I do.	73.72%	12.87%	13.41%	73	N/A
Agree-disagree	2017	6	I know what is expected of me on the job.	66.04%	15.72%	18.24%	71	N/A
Agree-disagree	2017	7	When needed I am willing to put in the extra effort to get a job done.	95.82%	4.18%	0.00%	73	N/A
Agree-disagree	2017	8	I am constantly looking for ways to do my job better.	96.50%	2.38%	1.12%	73	N/A
Agree-disagree	2017	9	I have sufficient resources (for example, people, materials, budget) to get my job done.	38.93%	16.20%	44.87%	73	0
Agree-disagree	2017	10	*My workload is reasonable.	50.30%	10.66%	39.04%	73	0
Agree-disagree	2017	11	*My talents are used well in the workplace.	44.58%	15.23%	40.19%	73	0
Agree-disagree	2017	12	*I know how my work relates to the agency's goals and priorities.	82.08%	3.75%	14.17%	72	0
Agree-disagree	2017	13	The work I do is important.	79.25%	9.49%	11.26%	72	1
Agree-disagree	2017	14	Physical conditions (for example, noise level, temperature, lighting, cleanliness in the workplace) allow employees to perform their jobs well.	66.19%	11.57%	22.24%	73	0
Agree-disagree	2017	15	My performance appraisal is a fair reflection of my performance.	69.08%	16.78%	14.14%	71	0
Agree-disagree	2017	16	I am held accountable for achieving results.	81.23%	9.36%	9.41%	72	0
Agree-disagree	2017	17	*I can disclose a suspected violation of any law, rule or regulation without fear of reprisal.	55.24%	11.22%	33.54%	73	0
Agree-disagree	2017	18	My training needs are assessed.	43.09%	17.28%	39.63%	73	0
Agree-disagree	2017	19	In my most recent performance appraisal, I understood what I had to do to be rated at different performance levels (for example, Fully Successful, Outstanding).	81.20%	11.54%	7.26%	71	2
Agree-disagree	2017	20	*The people I work with cooperate to get the job done.	66.59%	11.89%	21.53%	73	N/A
Agree-disagree	2017	21	My work unit is able to recruit people with the right skills.	44.09%	23.22%	32.68%	72	1
Agree-disagree	2017	22	Promotions in my work unit are based on merit.	36.57%	26.81%	36.62%	70	3
Agree-disagree	2017	23	In my work unit, steps are taken to deal with a poor performer who cannot or will not improve.	29.84%	22.56%	47.60%	71	2
Agree-disagree	2017	24	*In my work unit, differences in performance are recognized in a meaningful way.	28.07%	26.45%	45.48%	72	0
Agree-disagree	2017	25	Awards in my work unit depend on how well employees perform their jobs.	34.53%	22.57%	42.90%	72	1
Agree-disagree	2017	26	Employees in my work unit share job knowledge with each other.	65.34%	9.97%	24.69%	70	2
Agree-disagree	2017	27	The skill level in my work unit has improved in the past year.	53.95%	26.08%	19.97%	72	1
Good-poor	2017	28	How would you rate the overall quality of work done by your work unit?	77.61%	13.08%	9.31%	73	N/A
Agree-disagree	2017	29	*The workforce has the job-relevant knowledge and skills necessary to accomplish organizational goals.	48.87%	17.24%	33.88%	68	4
Agree-disagree	2017	30	Employees have a feeling of personal empowerment with respect to work processes.	27.65%	32.98%	39.37%	71	0
Agree-disagree	2017	31	Employees are recognized for providing high quality products and services.	41.12%	27.27%	31.61%	71	1
Agree-disagree	2017	32	Creativity and innovation are rewarded.	32.89%	31.36%	35.74%	71	1
Agree-disagree	2017	33	Pay raises depend on how well employees perform their jobs.	22.45%	29.53%	48.02%	70	2
Agree-disagree	2017	34	Policies and programs promote diversity in the workplace (for example, recruiting minorities and women, training in awareness of diversity issues, mentoring).	53.92%	20.07%	26.01%	70	1
Agree-disagree	2017	35	Employees are protected from health and safety hazards on the job.	68.64%	20.42%	10.95%	71	1
Agree-disagree	2017	36	My organization has prepared employees for potential security threats.	78.55%	8.01%	13.45%	71	0
Agree-disagree	2017	37	Arbitrary action, personal favoritism and coercion for partisan political purposes are not tolerated.	40.01%	23.28%	36.71%	72	0
Agree-disagree	2017	38	Prohibited Personnel Practices (for example, illegally discriminating for or against any employee/applicant, obstructing a person's right to compete for employment, knowingly violating veterans' preference requirements) are not tolerated.	56.83%	16.75%	26.42%	68	2
Agree-disagree	2017	39	My agency is successful at accomplishing its mission.	58.23%	18.03%	23.74%	70	2
Agree-disagree	2017	40	*I recommend my organization as a good place to work.	40.80%	29.26%	29.94%	72	N/A
Agree-disagree	2017	41	*I believe the results of this survey will be used to make my agency a better place to work.	35.45%	28.60%	35.95%	70	2
Agree-disagree	2017	42	My supervisor supports my need to balance work and other life issues.	74.38%	9.22%	16.41%	71	0
Agree-disagree	2017	43	My supervisor provides me with opportunities to demonstrate my leadership skills.	65.11%	8.82%	26.06%	72	0
Agree-disagree	2017	44	Discussions with my supervisor about my performance are worthwhile.	57.37%	18.55%	24.09%	70	1
Agree-disagree	2017	45	My supervisor is committed to a workforce representative of all segments of society.	61.10%	17.24%	21.66%	69	3
Agree-disagree	2017	46	My supervisor provides me with constructive suggestions to improve my job performance.	55.25%	19.14%	25.62%	72	0
Agree-disagree	2017	47	Supervisors in my work unit support employee development.	54.86%	18.27%	26.87%	70	1
Agree-disagree	2017	48	My supervisor listens to what I have to say.	65.52%	13.41%	21.07%	71	N/A
Agree-disagree	2017	49	My supervisor treats me with respect.	74.33%	5.65%	20.02%	71	N/A
Agree-disagree	2017	50	In the last six months, my supervisor has talked with me about my performance.	69.40%	11.52%	19.08%	72	N/A
Agree-disagree	2017	51	I have trust and confidence in my supervisor.	53.94%	22.82%	23.25%	71	N/A
Good-poor	2017	52	Overall, how good a job do you feel is being done by your immediate supervisor?	58.88%	20.80%	20.32%	72	N/A
Agree-disagree	2017	53	In my organization, senior leaders generate high levels of motivation and commitment in the workforce.	35.71%	18.32%	45.97%	71	1
Agree-disagree	2017	54	My organization's senior leaders maintain high standards of honesty and integrity.	46.36%	18.79%	34.85%	72	0

Trend Core Survey

Agree-disagree	2017	55	Supervisors work well with employees of different backgrounds.	59.22%	20.44%	20.34%	70	1
Agree-disagree	2017	56	*Managers communicate the goals and priorities of the organization.	56.09%	18.54%	25.37%	69	1
Agree-disagree	2017	57	Managers review and evaluate the organization's progress toward meeting its goals and objectives.	50.72%	22.67%	26.61%	71	1
Agree-disagree	2017	58	Managers promote communication among different work units (for example, about projects, goals, needed resources).	45.44%	17.18%	37.38%	72	0
Agree-disagree	2017	59	Managers support collaboration across work units to accomplish work objectives.	52.98%	12.13%	34.89%	72	0
Good-poor	2017	60	Overall, how good a job do you feel is being done by the manager directly above your immediate supervisor?	53.53%	20.01%	26.46%	68	4
Agree-disagree	2017	61	I have a high level of respect for my organization's senior leaders.	51.39%	19.45%	29.15%	72	0
Agree-disagree	2017	62	Senior leaders demonstrate support for Work/Life programs.	46.34%	25.93%	27.72%	68	4
Satisfied-dissatisfied	2017	63	*How satisfied are you with your involvement in decisions that affect your work?	40.26%	23.24%	36.50%	72	N/A
Satisfied-dissatisfied	2017	64	*How satisfied are you with the information you receive from management on what's going on in your organization?	50.14%	16.36%	33.50%	71	N/A
Satisfied-dissatisfied	2017	65	*How satisfied are you with the recognition you receive for doing a good job?	36.75%	21.27%	41.98%	72	N/A
Satisfied-dissatisfied	2017	66	How satisfied are you with the policies and practices of your senior leaders?	30.39%	34.17%	35.44%	72	N/A
Satisfied-dissatisfied	2017	67	How satisfied are you with your opportunity to get a better job in your organization?	13.05%	35.75%	51.20%	72	N/A
Satisfied-dissatisfied	2017	68	How satisfied are you with the training you receive for your present job?	32.05%	29.05%	38.90%	72	N/A
Satisfied-dissatisfied	2017	69	*Considering everything, how satisfied are you with your job?	53.61%	13.79%	32.60%	71	N/A
Satisfied-dissatisfied	2017	70	Considering everything, how satisfied are you with your pay?	57.27%	9.51%	33.22%	72	N/A
Satisfied-dissatisfied	2017	71	*Considering everything, how satisfied are you with your organization?	42.93%	23.31%	33.76%	71	N/A
Satisfied-dissatisfied	2017	79	How satisfied are you with the following Work/Life programs in your agency? Telework	62.70%	14.28%	23.02%	18	1
Satisfied-dissatisfied	2017	80	How satisfied are you with the following Work/Life programs in your agency? Alternative Work Schedules (AWS)	74.30%	17.74%	7.96%	29	0
Satisfied-dissatisfied	2017	81	How satisfied are you with the following Work/Life programs in your agency? Health and Wellness Programs (for example, exercise, medical screening, quit smoking programs)	72.65%	17.56%	9.79%	42	0
Satisfied-dissatisfied	2017	82	How satisfied are you with the following Work/Life programs in your agency? Employee Assistance Program (EAP)	50.33%	35.22%	14.44%	8	1
Satisfied-dissatisfied	2017	83	How satisfied are you with the following Work/Life programs in your agency? Child Care Programs (for example, daycare, parenting classes, parenting support groups)	100.00%	0.00%	0.00%	1	1
Satisfied-dissatisfied	2017	84	How satisfied are you with the following Work/Life programs in your agency? Elder Care Programs (for example, support groups, speakers)	71.32%	28.68%	0.00%	3	1
Agree-disagree	2016	1	*I am given a real opportunity to improve my skills in my organization.	64.37%	16.33%	19.30%	67	N/A
Agree-disagree	2016	2	I have enough information to do my job well.	69.34%	10.39%	20.27%	67	N/A
Agree-disagree	2016	3	I feel encouraged to come up with new and better ways of doing things.	62.98%	12.36%	24.66%	65	N/A
Agree-disagree	2016	4	My work gives me a feeling of personal accomplishment.	74.20%	11.75%	14.06%	65	N/A
Agree-disagree	2016	5	I like the kind of work I do.	84.73%	8.93%	6.33%	67	N/A
Agree-disagree	2016	6	I know what is expected of me on the job.	83.78%	2.95%	13.27%	67	N/A
Agree-disagree	2016	7	When needed I am willing to put in the extra effort to get a job done.	95.40%	3.02%	1.58%	67	N/A
Agree-disagree	2016	8	I am constantly looking for ways to do my job better.	92.59%	4.25%	3.16%	67	N/A
Agree-disagree	2016	9	I have sufficient resources (for example, people, materials, budget) to get my job done.	48.29%	12.21%	39.49%	67	0
Agree-disagree	2016	10	*My workload is reasonable.	53.17%	12.38%	34.45%	66	0
Agree-disagree	2016	11	*My talents are used well in the workplace.	57.81%	14.44%	27.74%	64	1
Agree-disagree	2016	12	*I know how my work relates to the agency's goals and priorities.	85.22%	7.35%	7.43%	67	0
Agree-disagree	2016	13	The work I do is important.	89.57%	2.88%	7.55%	67	0
Agree-disagree	2016	14	Physical conditions (for example, noise level, temperature, lighting, cleanliness in the workplace) allow employees to perform their jobs well.	69.28%	7.60%	23.13%	67	0
Agree-disagree	2016	15	My performance appraisal is a fair reflection of my performance.	79.32%	10.45%	10.23%	67	0
Agree-disagree	2016	16	I am held accountable for achieving results.	85.10%	10.51%	4.39%	67	0
Agree-disagree	2016	17	*I can disclose a suspected violation of any law, rule or regulation without fear of reprisal.	56.15%	13.66%	30.19%	66	1
Agree-disagree	2016	18	My training needs are assessed.	48.15%	23.75%	28.10%	67	0
Agree-disagree	2016	19	In my most recent performance appraisal, I understood what I had to do to be rated at different performance levels (for example, Fully Successful, Outstanding).	86.45%	5.83%	7.72%	67	0
Agree-disagree	2016	20	*The people I work with cooperate to get the job done.	64.01%	14.93%	21.06%	67	N/A
Agree-disagree	2016	21	My work unit is able to recruit people with the right skills.	37.74%	28.10%	34.17%	67	0
Agree-disagree	2016	22	Promotions in my work unit are based on merit.	36.37%	24.43%	39.21%	66	1
Agree-disagree	2016	23	In my work unit, steps are taken to deal with a poor performer who cannot or will not improve.	27.84%	32.74%	39.42%	66	0
Agree-disagree	2016	24	*In my work unit, differences in performance are recognized in a meaningful way.	34.77%	21.00%	44.24%	67	0
Agree-disagree	2016	25	Awards in my work unit depend on how well employees perform their jobs.	40.70%	25.45%	33.85%	67	0
Agree-disagree	2016	26	Employees in my work unit share job knowledge with each other.	61.78%	16.60%	21.62%	67	0
Agree-disagree	2016	27	The skill level in my work unit has improved in the past year.	54.07%	20.87%	25.07%	67	0

Trend Core Survey

Good-poor	2016	28	How would you rate the overall quality of work done by your work unit?	82.10%	13.79%	4.11%	67	N/A
Agree-disagree	2016	29	*The workforce has the job-relevant knowledge and skills necessary to accomplish organizational goals.	49.96%	16.53%	33.52%	67	0
Agree-disagree	2016	30	Employees have a feeling of personal empowerment with respect to work processes.	41.70%	30.04%	28.26%	67	0
Agree-disagree	2016	31	Employees are recognized for providing high quality products and services.	40.78%	29.56%	29.66%	67	0
Agree-disagree	2016	32	Creativity and innovation are rewarded.	36.83%	30.20%	32.98%	66	0
Agree-disagree	2016	33	Pay raises depend on how well employees perform their jobs.	17.39%	33.01%	49.60%	63	1
Agree-disagree	2016	34	Policies and programs promote diversity in the workplace (for example, recruiting minorities and women, training in awareness of diversity issues, mentoring).	61.33%	21.24%	17.43%	65	2
Agree-disagree	2016	35	Employees are protected from health and safety hazards on the job.	69.83%	18.12%	12.04%	67	0
Agree-disagree	2016	36	My organization has prepared employees for potential security threats.	83.04%	12.35%	4.61%	65	0
Agree-disagree	2016	37	Arbitrary action, personal favoritism and coercion for partisan political purposes are not tolerated.	50.17%	22.12%	27.71%	66	0
Agree-disagree	2016	38	Prohibited Personnel Practices (for example, illegally discriminating for or against any employee/applicant, obstructing a person's right to compete for employment, knowingly violating veterans' preference requirements) are not tolerated.	66.40%	18.14%	15.46%	65	1
Agree-disagree	2016	39	My agency is successful at accomplishing its mission.	72.50%	19.75%	7.74%	65	0
Agree-disagree	2016	40	*I recommend my organization as a good place to work.	48.69%	25.77%	25.54%	66	N/A
Agree-disagree	2016	41	*I believe the results of this survey will be used to make my agency a better place to work.	35.81%	27.02%	37.17%	64	3
Agree-disagree	2016	42	My supervisor supports my need to balance work and other life issues.	81.61%	7.37%	11.02%	65	1
Agree-disagree	2016	43	My supervisor provides me with opportunities to demonstrate my leadership skills.	64.30%	14.79%	20.90%	67	0
Agree-disagree	2016	44	Discussions with my supervisor about my performance are worthwhile.	69.74%	16.42%	13.83%	66	0
Agree-disagree	2016	45	My supervisor is committed to a workforce representative of all segments of society.	73.16%	14.25%	12.59%	63	3
Agree-disagree	2016	46	My supervisor provides me with constructive suggestions to improve my job performance.	62.09%	22.59%	15.31%	66	0
Agree-disagree	2016	47	Supervisors in my work unit support employee development.	65.67%	16.24%	18.09%	67	0
Agree-disagree	2016	48	My supervisor listens to what I have to say.	71.44%	10.98%	17.58%	67	N/A
Agree-disagree	2016	49	My supervisor treats me with respect.	82.12%	4.40%	13.48%	67	N/A
Agree-disagree	2016	50	In the last six months, my supervisor has talked with me about my performance.	78.76%	12.15%	9.09%	66	N/A
Agree-disagree	2016	51	I have trust and confidence in my supervisor.	65.36%	13.58%	21.06%	67	N/A
Good-poor	2016	52	Overall, how good a job do you feel is being done by your immediate supervisor?	70.21%	11.55%	18.25%	67	N/A
Agree-disagree	2016	53	In my organization, senior leaders generate high levels of motivation and commitment in the workforce.	43.80%	31.19%	25.01%	67	0
Agree-disagree	2016	54	My organization's senior leaders maintain high standards of honesty and integrity.	51.57%	25.86%	22.57%	65	2
Agree-disagree	2016	55	Supervisors work well with employees of different backgrounds.	60.71%	23.66%	15.63%	64	2
Agree-disagree	2016	56	*Managers communicate the goals and priorities of the organization.	65.03%	12.99%	21.98%	67	0
Agree-disagree	2016	57	Managers review and evaluate the organization's progress toward meeting its goals and objectives.	54.57%	25.76%	19.67%	65	2
Agree-disagree	2016	58	Managers promote communication among different work units (for example, about projects, goals, needed resources).	50.75%	19.51%	29.74%	66	0
Agree-disagree	2016	59	Managers support collaboration across work units to accomplish work objectives.	51.13%	24.64%	24.23%	65	1
Good-poor	2016	60	Overall, how good a job do you feel is being done by the manager directly above your immediate supervisor?	53.46%	16.58%	29.96%	66	1
Agree-disagree	2016	61	I have a high level of respect for my organization's senior leaders.	55.94%	19.11%	24.95%	67	0
Agree-disagree	2016	62	Senior leaders demonstrate support for Work/Life programs.	67.86%	18.27%	13.86%	65	2
Satisfied -dissatisfied	2016	63	*How satisfied are you with your involvement in decisions that affect your work?	55.49%	17.83%	26.68%	67	N/A
Satisfied -dissatisfied	2016	64	*How satisfied are you with the information you receive from management on what's going on in your organization?	57.60%	21.06%	21.34%	67	N/A
Satisfied -dissatisfied	2016	65	*How satisfied are you with the recognition you receive for doing a good job?	48.77%	18.74%	32.49%	64	N/A
Satisfied -dissatisfied	2016	66	How satisfied are you with the policies and practices of your senior leaders?	51.02%	17.74%	31.24%	67	N/A
Satisfied -dissatisfied	2016	67	How satisfied are you with your opportunity to get a better job in your organization?	28.36%	31.62%	40.02%	67	N/A
Satisfied -dissatisfied	2016	68	How satisfied are you with the training you receive for your present job?	53.93%	21.14%	24.93%	67	N/A
Satisfied -dissatisfied	2016	69	*Considering everything, how satisfied are you with your job?	59.90%	21.85%	18.25%	67	N/A
Satisfied -dissatisfied	2016	70	Considering everything, how satisfied are you with your pay?	59.53%	16.53%	23.94%	67	N/A
Satisfied -dissatisfied	2016	71	*Considering everything, how satisfied are you with your organization?	58.61%	13.35%	28.04%	67	N/A
Satisfied -dissatisfied	2016	79	How satisfied are you with the following Work/Life programs in your agency? Telework	74.17%	13.00%	12.84%	24	0
Satisfied -dissatisfied	2016	80	How satisfied are you with the following Work/Life programs in your agency? Alternative Work Schedules (AWS)	84.38%	3.19%	12.43%	33	0
Satisfied -dissatisfied	2016	81	How satisfied are you with the following Work/Life programs in your agency? Health and Wellness Programs (for example, exercise, medical screening, quit smoking programs)	84.24%	4.71%	11.04%	45	1
Satisfied -dissatisfied	2016	82	How satisfied are you with the following Work/Life programs in your agency? Employee Assistance Program (EAP)	91.40%	8.60%	0.00%	11	2

Trend Core Survey

Satisfied -dissatisfied	2016	83	How satisfied are you with the following Work/Life programs in your agency? Child Care Programs (for example, daycare, parenting classes, parenting support groups)	100.00%	0.00%	0.00%	1	0
Satisfied -dissatisfied	2016	84	How satisfied are you with the following Work/Life programs in your agency? Elder Care Programs (for example, support groups, speakers)	100.00%	0.00%	0.00%	1	1
Agree-disagree	2015	1	*I am given a real opportunity to improve my skills in my organization.	68.10%	13.13%	18.76%	80	N/A
Agree-disagree	2015	2	I have enough information to do my job well.	77.53%	2.39%	20.08%	80	N/A
Agree-disagree	2015	3	I feel encouraged to come up with new and better ways of doing things.	64.29%	13.86%	21.85%	78	N/A
Agree-disagree	2015	4	My work gives me a feeling of personal accomplishment.	65.85%	18.05%	16.10%	80	N/A
Agree-disagree	2015	5	I like the kind of work I do.	81.69%	7.11%	11.20%	78	N/A
Agree-disagree	2015	6	I know what is expected of me on the job.	88.43%	5.12%	6.45%	78	N/A
Agree-disagree	2015	7	When needed I am willing to put in the extra effort to get a job done.	95.30%	2.35%	2.35%	80	N/A
Agree-disagree	2015	8	I am constantly looking for ways to do my job better.	92.60%	6.19%	1.21%	80	N/A
Agree-disagree	2015	9	I have sufficient resources (for example, people, materials, budget) to get my job done.	51.59%	7.65%	40.76%	80	0
Agree-disagree	2015	10	*My workload is reasonable.	63.07%	6.36%	30.57%	80	0
Agree-disagree	2015	11	*My talents are used well in the workplace.	57.21%	13.81%	28.97%	78	0
Agree-disagree	2015	12	*I know how my work relates to the agency's goals and priorities.	91.45%	5.00%	3.55%	80	0
Agree-disagree	2015	13	The work I do is important.	89.95%	3.99%	6.06%	77	0
Agree-disagree	2015	14	Physical conditions (for example, noise level, temperature, lighting, cleanliness in the workplace) allow employees to perform their jobs well.	75.39%	7.34%	17.27%	80	0
Agree-disagree	2015	15	My performance appraisal is a fair reflection of my performance.	76.66%	8.75%	14.59%	77	3
Agree-disagree	2015	16	I am held accountable for achieving results.	87.34%	3.63%	9.03%	79	0
Agree-disagree	2015	17	*I can disclose a suspected violation of any law, rule or regulation without fear of reprisal.	61.41%	14.64%	23.95%	78	1
Agree-disagree	2015	18	My training needs are assessed.	57.18%	24.13%	18.68%	79	1
Agree-disagree	2015	19	In my most recent performance appraisal, I understood what I had to do to be rated at different performance levels (for example, Fully Successful, Outstanding).	82.64%	7.66%	9.70%	76	4
Agree-disagree	2015	20	*The people I work with cooperate to get the job done.	77.64%	10.77%	11.58%	80	N/A
Agree-disagree	2015	21	My work unit is able to recruit people with the right skills.	43.10%	25.78%	31.12%	80	0
Agree-disagree	2015	22	Promotions in my work unit are based on merit.	42.35%	20.19%	37.46%	74	6
Agree-disagree	2015	23	In my work unit, steps are taken to deal with a poor performer who cannot or will not improve.	41.31%	24.87%	33.82%	79	1
Agree-disagree	2015	24	*In my work unit, differences in performance are recognized in a meaningful way.	39.36%	19.37%	41.27%	80	0
Agree-disagree	2015	25	Awards in my work unit depend on how well employees perform their jobs.	46.76%	12.33%	40.91%	77	3
Agree-disagree	2015	26	Employees in my work unit share job knowledge with each other.	68.90%	12.38%	18.72%	80	0
Agree-disagree	2015	27	The skill level in my work unit has improved in the past year.	55.32%	23.92%	20.76%	78	2
Good-poor	2015	28	How would you rate the overall quality of work done by your work unit?	82.14%	15.31%	2.55%	80	N/A
Agree-disagree	2015	29	*The workforce has the job-relevant knowledge and skills necessary to accomplish organizational goals.	59.00%	16.01%	24.98%	80	0
Agree-disagree	2015	30	Employees have a feeling of personal empowerment with respect to work processes.	37.63%	24.71%	37.65%	80	0
Agree-disagree	2015	31	Employees are recognized for providing high quality products and services.	48.85%	11.65%	39.50%	80	0
Agree-disagree	2015	32	Creativity and innovation are rewarded.	34.88%	21.15%	43.97%	78	2
Agree-disagree	2015	33	Pay raises depend on how well employees perform their jobs.	20.77%	33.22%	46.01%	76	4
Agree-disagree	2015	34	Policies and programs promote diversity in the workplace (for example, recruiting minorities and women, training in awareness of diversity issues, mentoring).	58.69%	20.52%	20.79%	74	6
Agree-disagree	2015	35	Employees are protected from health and safety hazards on the job.	78.52%	10.74%	10.74%	79	1
Agree-disagree	2015	36	My organization has prepared employees for potential security threats.	74.53%	9.83%	15.65%	78	1
Agree-disagree	2015	37	Arbitrary action, personal favoritism and coercion for partisan political purposes are not tolerated.	48.30%	17.50%	34.20%	74	4
Agree-disagree	2015	38	Prohibited Personnel Practices (for example, illegally discriminating for or against any employee/applicant, obstructing a person's right to compete for employment, knowingly violating veterans' preference requirements) are not tolerated.	64.84%	20.70%	14.46%	71	7
Agree-disagree	2015	39	My agency is successful at accomplishing its mission.	76.68%	11.71%	11.61%	78	2
Agree-disagree	2015	40	*I recommend my organization as a good place to work.	50.35%	24.25%	25.40%	80	N/A
Agree-disagree	2015	41	*I believe the results of this survey will be used to make my agency a better place to work.	42.03%	24.82%	33.15%	78	2
Agree-disagree	2015	42	My supervisor supports my need to balance work and other life issues.	89.57%	3.84%	6.59%	79	1
Agree-disagree	2015	43	My supervisor provides me with opportunities to demonstrate my leadership skills.	67.69%	16.96%	15.36%	80	0
Agree-disagree	2015	44	Discussions with my supervisor about my performance are worthwhile.	76.06%	4.77%	19.17%	80	0
Agree-disagree	2015	45	My supervisor is committed to a workforce representative of all segments of society.	75.20%	12.54%	12.26%	73	6
Agree-disagree	2015	46	My supervisor provides me with constructive suggestions to improve my job performance.	72.34%	14.06%	13.60%	80	0
Agree-disagree	2015	47	Supervisors in my work unit support employee development.	72.62%	13.57%	13.81%	80	0
Agree-disagree	2015	48	My supervisor listens to what I have to say.	82.60%	8.89%	8.51%	80	N/A
Agree-disagree	2015	49	My supervisor treats me with respect.	88.84%	7.58%	3.58%	80	N/A
Agree-disagree	2015	50	In the last six months, my supervisor has talked with me about my performance.	89.73%	6.52%	3.75%	80	N/A
Agree-disagree	2015	51	I have trust and confidence in my supervisor.	72.64%	14.47%	12.89%	78	N/A
Good-poor	2015	52	Overall, how good a job do you feel is being done by your immediate supervisor?	70.91%	19.28%	9.80%	80	N/A
Agree-disagree	2015	53	In my organization, senior leaders generate high levels of motivation and commitment in the workforce.	35.95%	28.00%	36.06%	80	0
Agree-disagree	2015	54	My organization's senior leaders maintain high standards of honesty and integrity.	47.46%	28.31%	24.23%	79	1
Agree-disagree	2015	55	Supervisors work well with employees of different backgrounds.	63.94%	24.01%	12.04%	78	2
Agree-disagree	2015	56	*Managers communicate the goals and priorities of the organization.	60.93%	25.19%	13.88%	78	1
Agree-disagree	2015	57	Managers review and evaluate the organization's progress toward meeting its goals and objectives.	62.38%	24.36%	13.27%	75	5

Trend Core Survey

Agree-disagree	2015	58	Managers promote communication among different work units (for example, about projects, goals, needed resources).	47.04%	27.59%	25.37%	78	2
Agree-disagree	2015	59	Managers support collaboration across work units to accomplish work objectives.	50.98%	27.70%	21.31%	78	2
Good-poor	2015	60	Overall, how good a job do you feel is being done by the manager directly above your immediate supervisor?	51.39%	26.10%	22.51%	76	4
Agree-disagree	2015	61	I have a high level of respect for my organization's senior leaders.	49.31%	21.31%	29.38%	79	0
Agree-disagree	2015	62	Senior leaders demonstrate support for Work/Life programs.	61.18%	22.11%	16.71%	80	0
Satisfied -dissatisfied	2015	63	*How satisfied are you with your involvement in decisions that affect your work?	61.32%	14.13%	24.55%	80	N/A
Satisfied -dissatisfied	2015	64	*How satisfied are you with the information you receive from management on what's going on in your organization?	57.28%	16.60%	26.11%	80	N/A
Satisfied -dissatisfied	2015	65	*How satisfied are you with the recognition you receive for doing a good job?	50.38%	19.91%	29.71%	79	N/A
Satisfied -dissatisfied	2015	66	How satisfied are you with the policies and practices of your senior leaders?	38.98%	28.10%	32.92%	80	N/A
Satisfied -dissatisfied	2015	67	How satisfied are you with your opportunity to get a better job in your organization?	35.15%	24.31%	40.54%	80	N/A
Satisfied -dissatisfied	2015	68	How satisfied are you with the training you receive for your present job?	56.79%	27.34%	15.87%	80	N/A
Satisfied -dissatisfied	2015	69	*Considering everything, how satisfied are you with your job?	60.74%	21.50%	17.75%	79	N/A
Satisfied -dissatisfied	2015	70	Considering everything, how satisfied are you with your pay?	57.07%	17.10%	25.83%	78	N/A
Satisfied -dissatisfied	2015	71	*Considering everything, how satisfied are you with your organization?	57.19%	15.87%	26.94%	78	N/A
Satisfied -dissatisfied	2015	79	How satisfied are you with the following Work/Life programs in your agency? Telework	52.72%	18.59%	28.68%	26	0
Satisfied -dissatisfied	2015	80	How satisfied are you with the following Work/Life programs in your agency? Alternative Work Schedules (AWS)	88.06%	4.48%	7.46%	43	0
Satisfied -dissatisfied	2015	81	How satisfied are you with the following Work/Life programs in your agency? Health and Wellness Programs (for example, exercise, medical screening, quit smoking programs)	82.26%	10.86%	6.88%	47	0
Satisfied -dissatisfied	2015	82	How satisfied are you with the following Work/Life programs in your agency? Employee Assistance Program (EAP)	61.47%	38.53%	0.00%	10	4
Satisfied -dissatisfied	2015	83	How satisfied are you with the following Work/Life programs in your agency? Child Care Programs (for example, daycare, parenting classes, parenting support groups)	0.00%	100.00%	0.00%	1	0
Satisfied -dissatisfied	2015	84	How satisfied are you with the following Work/Life programs in your agency? Elder Care Programs (for example, support groups, speakers)	0.00%	100.00%	0.00%	2	0
Agree-disagree	2014	1	*I am given a real opportunity to improve my skills in my organization.	64.16%	14.51%	21.33%	73	N/A
Agree-disagree	2014	2	I have enough information to do my job well.	68.17%	12.97%	18.86%	72	N/A
Agree-disagree	2014	3	I feel encouraged to come up with new and better ways of doing things.	56.92%	11.40%	31.68%	71	N/A
Agree-disagree	2014	4	My work gives me a feeling of personal accomplishment.	65.94%	12.76%	21.30%	73	N/A
Agree-disagree	2014	5	I like the kind of work I do.	74.00%	10.76%	15.24%	67	N/A
Agree-disagree	2014	6	I know what is expected of me on the job.	78.25%	8.33%	13.43%	72	N/A
Agree-disagree	2014	7	When needed I am willing to put in the extra effort to get a job done.	89.85%	5.75%	4.40%	71	N/A
Agree-disagree	2014	8	I am constantly looking for ways to do my job better.	88.50%	7.15%	4.35%	72	N/A
Agree-disagree	2014	9	I have sufficient resources (for example, people, materials, budget) to get my job done.	49.04%	11.09%	39.87%	73	0
Agree-disagree	2014	10	*My workload is reasonable.	57.04%	8.33%	34.64%	72	0
Agree-disagree	2014	11	*My talents are used well in the workplace.	55.77%	19.50%	24.73%	70	0
Agree-disagree	2014	12	*I know how my work relates to the agency's goals and priorities.	86.60%	7.81%	5.59%	73	0
Agree-disagree	2014	13	The work I do is important.	79.64%	9.08%	11.28%	70	0
Agree-disagree	2014	14	Physical conditions (for example, noise level, temperature, lighting, cleanliness in the workplace) allow employees to perform their jobs well.	72.78%	7.08%	20.14%	73	0
Agree-disagree	2014	15	My performance appraisal is a fair reflection of my performance.	70.12%	10.74%	19.14%	72	1
Agree-disagree	2014	16	I am held accountable for achieving results.	80.69%	11.02%	8.29%	73	0
Agree-disagree	2014	17	*I can disclose a suspected violation of any law, rule or regulation without fear of reprisal.	51.80%	24.54%	23.66%	72	1
Agree-disagree	2014	18	My training needs are assessed.	51.87%	19.50%	28.63%	72	1
Agree-disagree	2014	19	In my most recent performance appraisal, I understood what I had to do to be rated at different performance levels (for example, Fully Successful, Outstanding).	77.46%	10.35%	12.19%	71	1
Agree-disagree	2014	20	*The people I work with cooperate to get the job done.	67.69%	13.07%	19.23%	73	N/A
Agree-disagree	2014	21	My work unit is able to recruit people with the right skills.	38.21%	28.34%	33.45%	73	0
Agree-disagree	2014	22	Promotions in my work unit are based on merit.	32.98%	18.53%	48.49%	68	2
Agree-disagree	2014	23	In my work unit, steps are taken to deal with a poor performer who cannot or will not improve.	25.92%	21.94%	52.14%	69	3
Agree-disagree	2014	24	*In my work unit, differences in performance are recognized in a meaningful way.	29.82%	23.28%	46.90%	68	3
Agree-disagree	2014	25	Awards in my work unit depend on how well employees perform their jobs.	34.73%	28.53%	36.74%	70	3
Agree-disagree	2014	26	Employees in my work unit share job knowledge with each other.	56.91%	16.63%	26.46%	73	0
Agree-disagree	2014	27	The skill level in my work unit has improved in the past year.	51.03%	23.03%	25.94%	70	3
Good-poor	2014	28	How would you rate the overall quality of work done by your work unit?	74.16%	20.18%	5.66%	72	N/A
Agree-disagree	2014	29	*The workforce has the job-relevant knowledge and skills necessary to accomplish organizational goals.	59.93%	15.76%	24.31%	71	2
Agree-disagree	2014	30	Employees have a feeling of personal empowerment with respect to work processes.	36.85%	32.72%	30.43%	72	1

Trend Core Survey

Agree-disagree	2014	31	Employees are recognized for providing high quality products and services.	36.05%	22.34%	41.61%	73	0
Agree-disagree	2014	32	Creativity and innovation are rewarded.	24.27%	28.06%	47.66%	71	2
Agree-disagree	2014	33	Pay raises depend on how well employees perform their jobs.	18.06%	28.64%	53.30%	70	3
Agree-disagree	2014	34	Policies and programs promote diversity in the workplace (for example, recruiting minorities and women, training in awareness of diversity issues, mentoring).	52.31%	21.42%	26.27%	70	3
Agree-disagree	2014	35	Employees are protected from health and safety hazards on the job.	77.92%	11.13%	10.95%	72	1
Agree-disagree	2014	36	My organization has prepared employees for potential security threats.	76.70%	13.16%	10.14%	68	3
Agree-disagree	2014	37	Arbitrary action, personal favoritism and coercion for partisan political purposes are not tolerated.	45.25%	26.01%	28.74%	72	1
Agree-disagree	2014	38	Prohibited Personnel Practices (for example, illegally discriminating for or against any employee/applicant, obstructing a person's right to compete for employment, knowingly violating veterans' preference requirements) are not tolerated.	52.85%	22.34%	24.81%	68	4
Agree-disagree	2014	39	My agency is successful at accomplishing its mission.	67.14%	22.86%	10.00%	72	1
Agree-disagree	2014	40	*I recommend my organization as a good place to work.	47.47%	27.78%	24.75%	73	N/A
Agree-disagree	2014	41	*I believe the results of this survey will be used to make my agency a better place to work.	49.55%	19.54%	30.91%	69	4
Agree-disagree	2014	42	My supervisor supports my need to balance work and other life issues.	85.04%	5.50%	9.46%	72	0
Agree-disagree	2014	43	My supervisor provides me with opportunities to demonstrate my leadership skills.	62.48%	13.82%	23.69%	72	0
Agree-disagree	2014	44	Discussions with my supervisor about my performance are worthwhile.	57.50%	17.64%	24.86%	72	1
Agree-disagree	2014	45	My supervisor is committed to a workforce representative of all segments of society.	65.40%	15.22%	19.39%	71	1
Agree-disagree	2014	46	My supervisor provides me with constructive suggestions to improve my job performance.	59.71%	19.02%	21.27%	73	0
Agree-disagree	2014	47	Supervisors in my work unit support employee development.	59.65%	18.03%	22.32%	71	1
Agree-disagree	2014	48	My supervisor listens to what I have to say.	72.04%	10.11%	17.86%	71	N/A
Agree-disagree	2014	49	My supervisor treats me with respect.	79.69%	7.86%	12.44%	72	N/A
Agree-disagree	2014	50	In the last six months, my supervisor has talked with me about my performance.	79.90%	8.16%	11.94%	72	N/A
Agree-disagree	2014	51	I have trust and confidence in my supervisor.	56.23%	22.13%	21.63%	71	N/A
Good-poor	2014	52	Overall, how good a job do you feel is being done by your immediate supervisor?	66.12%	20.47%	13.41%	73	N/A
Agree-disagree	2014	53	In my organization, senior leaders generate high levels of motivation and commitment in the workforce.	39.80%	23.27%	36.92%	73	0
Agree-disagree	2014	54	My organization's senior leaders maintain high standards of honesty and integrity.	53.21%	27.92%	18.87%	70	3
Agree-disagree	2014	55	Supervisors work well with employees of different backgrounds.	65.70%	11.60%	22.70%	71	0
Agree-disagree	2014	56	*Managers communicate the goals and priorities of the organization.	53.99%	28.55%	17.46%	72	1
Agree-disagree	2014	57	Managers review and evaluate the organization's progress toward meeting its goals and objectives.	55.33%	31.46%	13.22%	70	2
Agree-disagree	2014	58	Managers promote communication among different work units (for example, about projects, goals, needed resources).	51.41%	22.75%	25.84%	71	1
Agree-disagree	2014	59	Managers support collaboration across work units to accomplish work objectives.	47.44%	25.90%	26.66%	73	0
Good-poor	2014	60	Overall, how good a job do you feel is being done by the manager directly above your immediate supervisor?	59.07%	19.48%	21.45%	70	2
Agree-disagree	2014	61	I have a high level of respect for my organization's senior leaders.	56.43%	21.67%	21.90%	73	0
Agree-disagree	2014	62	Senior leaders demonstrate support for Work/Life programs.	69.85%	19.96%	10.18%	69	4
Satisfied -dissatisfied	2014	63	*How satisfied are you with your involvement in decisions that affect your work?	57.70%	17.50%	24.80%	73	N/A
Satisfied -dissatisfied	2014	64	*How satisfied are you with the information you receive from management on what's going on in your organization?	47.13%	31.20%	21.67%	72	N/A
Satisfied -dissatisfied	2014	65	*How satisfied are you with the recognition you receive for doing a good job?	42.95%	25.01%	32.04%	73	N/A
Satisfied -dissatisfied	2014	66	How satisfied are you with the policies and practices of your senior leaders?	52.10%	24.33%	23.57%	72	N/A
Satisfied -dissatisfied	2014	67	How satisfied are you with your opportunity to get a better job in your organization?	28.62%	16.48%	54.90%	73	N/A
Satisfied -dissatisfied	2014	68	How satisfied are you with the training you receive for your present job?	50.44%	27.97%	21.59%	73	N/A
Satisfied -dissatisfied	2014	69	*Considering everything, how satisfied are you with your job?	57.08%	17.54%	25.38%	73	N/A
Satisfied -dissatisfied	2014	70	Considering everything, how satisfied are you with your pay?	45.24%	17.40%	37.36%	71	N/A
Satisfied -dissatisfied	2014	71	*Considering everything, how satisfied are you with your organization?	53.99%	20.36%	25.65%	73	N/A
Satisfied -dissatisfied	2014	79	How satisfied are you with the following Work/Life programs in your agency? Telework	69.48%	8.19%	22.33%	28	0
Satisfied -dissatisfied	2014	80	How satisfied are you with the following Work/Life programs in your agency? Alternative Work Schedules (AWS)	90.27%	4.96%	4.77%	41	1
Satisfied -dissatisfied	2014	81	How satisfied are you with the following Work/Life programs in your agency? Health and Wellness Programs (for example, exercise, medical screening, quit smoking programs)	92.34%	5.15%	2.50%	38	1
Satisfied -dissatisfied	2014	82	How satisfied are you with the following Work/Life programs in your agency? Employee Assistance Program (EAP)	86.35%	13.65%	0.00%	16	2
Satisfied -dissatisfied	2014	83	How satisfied are you with the following Work/Life programs in your agency? Child Care Programs (for example, daycare, parenting classes, parenting support groups)	100.00%	0.00%	0.00%	2	0
Satisfied -dissatisfied	2014	84	How satisfied are you with the following Work/Life programs in your agency? Elder Care Programs (for example, support groups, speakers)	100.00%	0.00%	0.00%	2	0

Trend Core Survey

Agree-disagree	2013	1	*I am given a real opportunity to improve my skills in my organization.	65.45%	19.10%	15.45%	88	N/A
Agree-disagree	2013	2	I have enough information to do my job well.	76.39%	11.97%	11.64%	88	N/A
Agree-disagree	2013	3	I feel encouraged to come up with new and better ways of doing things.	62.93%	18.73%	18.34%	86	N/A
Agree-disagree	2013	4	My work gives me a feeling of personal accomplishment.	75.54%	11.14%	13.32%	88	N/A
Agree-disagree	2013	5	I like the kind of work I do.	83.29%	7.78%	8.93%	89	N/A
Agree-disagree	2013	6	I know what is expected of me on the job.	90.30%	5.02%	4.68%	89	N/A
Agree-disagree	2013	7	When needed I am willing to put in the extra effort to get a job done.	97.62%	1.34%	1.04%	87	N/A
Agree-disagree	2013	8	I am constantly looking for ways to do my job better.	88.09%	10.83%	1.08%	89	N/A
Agree-disagree	2013	9	I have sufficient resources (for example, people, materials, budget) to get my job done.	50.41%	15.47%	34.12%	89	0
Agree-disagree	2013	10	*My workload is reasonable.	63.16%	11.18%	25.65%	89	0
Agree-disagree	2013	11	*My talents are used well in the workplace.	60.12%	15.25%	24.63%	84	0
Agree-disagree	2013	12	*I know how my work relates to the agency's goals and priorities.	92.13%	5.71%	2.15%	88	0
Agree-disagree	2013	13	The work I do is important.	89.89%	5.61%	4.50%	86	0
Agree-disagree	2013	14	Physical conditions (for example, noise level, temperature, lighting, cleanliness in the workplace) allow employees to perform their jobs well.	74.18%	15.07%	10.75%	89	0
Agree-disagree	2013	15	My performance appraisal is a fair reflection of my performance.	75.40%	15.25%	9.35%	87	2
Agree-disagree	2013	16	I am held accountable for achieving results.	86.76%	8.62%	4.62%	89	0
Agree-disagree	2013	17	*I can disclose a suspected violation of any law, rule or regulation without fear of reprisal.	59.39%	22.65%	17.96%	84	5
Agree-disagree	2013	18	My training needs are assessed.	52.48%	23.06%	24.46%	89	0
Agree-disagree	2013	19	In my most recent performance appraisal, I understood what I had to do to be rated at different performance levels (for example, Fully Successful, Outstanding).	75.22%	10.74%	14.04%	85	4
Agree-disagree	2013	20	*The people I work with cooperate to get the job done.	65.86%	12.78%	21.36%	89	N/A
Agree-disagree	2013	21	My work unit is able to recruit people with the right skills.	48.01%	25.86%	26.13%	87	2
Agree-disagree	2013	22	Promotions in my work unit are based on merit.	41.76%	22.37%	35.86%	85	2
Agree-disagree	2013	23	In my work unit, steps are taken to deal with a poor performer who cannot or will not improve.	29.54%	17.92%	52.55%	83	5
Agree-disagree	2013	24	*In my work unit, differences in performance are recognized in a meaningful way.	40.05%	16.28%	43.67%	84	4
Agree-disagree	2013	25	Awards in my work unit depend on how well employees perform their jobs.	41.02%	22.33%	36.65%	87	2
Agree-disagree	2013	26	Employees in my work unit share job knowledge with each other.	57.19%	17.57%	25.24%	89	0
Agree-disagree	2013	27	The skill level in my work unit has improved in the past year.	59.68%	20.29%	20.03%	88	1
Good-poor	2013	28	How would you rate the overall quality of work done by your work unit?	79.22%	18.46%	2.31%	89	N/A
Agree-disagree	2013	29	*The workforce has the job-relevant knowledge and skills necessary to accomplish organizational goals.	66.45%	12.48%	21.07%	87	1
Agree-disagree	2013	30	Employees have a feeling of personal empowerment with respect to work processes.	50.55%	23.13%	26.31%	87	2
Agree-disagree	2013	31	Employees are recognized for providing high quality products and services.	47.16%	24.57%	28.26%	86	3
Agree-disagree	2013	32	Creativity and innovation are rewarded.	32.99%	35.01%	32.00%	88	1
Agree-disagree	2013	33	Pay raises depend on how well employees perform their jobs.	29.06%	16.43%	54.51%	85	1
Agree-disagree	2013	34	Policies and programs promote diversity in the workplace (for example, recruiting minorities and women, training in awareness of diversity issues, mentoring).	54.04%	29.25%	16.72%	87	2
Agree-disagree	2013	35	Employees are protected from health and safety hazards on the job.	80.39%	15.25%	4.36%	86	2
Agree-disagree	2013	36	My organization has prepared employees for potential security threats.	78.14%	12.94%	8.92%	88	1
Agree-disagree	2013	37	Arbitrary action, personal favoritism and coercion for partisan political purposes are not tolerated.	57.67%	23.49%	18.85%	87	0
Agree-disagree	2013	38	Prohibited Personnel Practices (for example, illegally discriminating for or against any employee/applicant, obstructing a person's right to compete for employment, knowingly violating veterans' preference requirements) are not tolerated.	63.97%	23.47%	12.56%	86	1
Agree-disagree	2013	39	My agency is successful at accomplishing its mission.	79.76%	14.55%	5.69%	87	1
Agree-disagree	2013	40	*I recommend my organization as a good place to work.	61.78%	21.28%	16.94%	89	N/A
Agree-disagree	2013	41	*I believe the results of this survey will be used to make my agency a better place to work.	58.73%	25.15%	16.13%	85	4
Agree-disagree	2013	42	My supervisor supports my need to balance work and other life issues.	85.64%	4.36%	9.99%	88	0
Agree-disagree	2013	43	My supervisor provides me with opportunities to demonstrate my leadership skills.	64.05%	22.28%	13.68%	88	1
Agree-disagree	2013	44	Discussions with my supervisor about my performance are worthwhile.	68.10%	19.62%	12.27%	89	0
Agree-disagree	2013	45	My supervisor is committed to a workforce representative of all segments of society.	70.92%	18.98%	10.11%	87	2
Agree-disagree	2013	46	My supervisor provides me with constructive suggestions to improve my job performance.	60.96%	21.99%	17.04%	88	0
Agree-disagree	2013	47	Supervisors in my work unit support employee development.	66.12%	20.42%	13.46%	89	0
Agree-disagree	2013	48	My supervisor listens to what I have to say.	74.47%	12.96%	12.58%	89	N/A
Agree-disagree	2013	49	My supervisor treats me with respect.	81.76%	7.82%	10.42%	89	N/A
Agree-disagree	2013	50	In the last six months, my supervisor has talked with me about my performance.	70.30%	15.33%	14.37%	89	N/A
Agree-disagree	2013	51	I have trust and confidence in my supervisor.	66.84%	16.94%	16.22%	89	N/A
Good-poor	2013	52	Overall, how good a job do you feel is being done by your immediate supervisor?	69.31%	23.82%	6.88%	89	N/A
Agree-disagree	2013	53	In my organization, senior leaders generate high levels of motivation and commitment in the workforce.	54.15%	14.80%	31.05%	88	1
Agree-disagree	2013	54	My organization's senior leaders maintain high standards of honesty and integrity.	59.66%	17.18%	23.16%	87	1
Agree-disagree	2013	55	Supervisors work well with employees of different backgrounds.	73.02%	13.12%	13.87%	88	0
Agree-disagree	2013	56	*Managers communicate the goals and priorities of the organization.	66.77%	13.79%	19.44%	88	1
Agree-disagree	2013	57	Managers review and evaluate the organization's progress toward meeting its goals and objectives.	67.64%	21.98%	10.38%	87	2
Agree-disagree	2013	58	Managers promote communication among different work units (for example, about projects, goals, needed resources).	57.83%	21.60%	20.57%	88	1
Agree-disagree	2013	59	Managers support collaboration across work units to accomplish work objectives.	62.16%	18.48%	19.36%	88	1
Good-poor	2013	60	Overall, how good a job do you feel is being done by the manager directly above your immediate supervisor?	69.87%	17.50%	12.62%	87	2

Trend Core Survey

Agree-disagree	2013	61	I have a high level of respect for my organization's senior leaders.	66.04%	15.33%	18.63%	89	0
Agree-disagree	2013	62	Senior leaders demonstrate support for Work/Life programs.	80.40%	10.29%	9.31%	87	2
Satisfied -dissatisfied	2013	63	*How satisfied are you with your involvement in decisions that affect your work?	60.50%	21.05%	18.46%	89	N/A
Satisfied -dissatisfied	2013	64	*How satisfied are you with the information you receive from management on what's going on in your organization?	62.47%	19.01%	18.52%	89	N/A
Satisfied -dissatisfied	2013	65	*How satisfied are you with the recognition you receive for doing a good job?	57.03%	19.33%	23.64%	87	N/A
Satisfied -dissatisfied	2013	66	How satisfied are you with the policies and practices of your senior leaders?	58.78%	23.23%	17.99%	89	N/A
Satisfied -dissatisfied	2013	67	How satisfied are you with your opportunity to get a better job in your organization?	37.87%	32.54%	29.59%	88	N/A
Satisfied -dissatisfied	2013	68	How satisfied are you with the training you receive for your present job?	58.55%	22.65%	18.80%	89	N/A
Satisfied -dissatisfied	2013	69	*Considering everything, how satisfied are you with your job?	75.31%	14.86%	9.83%	89	N/A
Satisfied -dissatisfied	2013	70	Considering everything, how satisfied are you with your pay?	53.77%	20.84%	25.38%	89	N/A
Satisfied -dissatisfied	2013	71	*Considering everything, how satisfied are you with your organization?	64.42%	20.65%	14.93%	89	N/A
Satisfied -dissatisfied	2013	79	How satisfied are you with the following Work/Life programs in your agency? Telework	62.97%	13.61%	23.43%	25	1
Satisfied -dissatisfied	2013	80	How satisfied are you with the following Work/Life programs in your agency? Alternative Work Schedules (AWS)	89.94%	5.09%	4.97%	45	1
Satisfied -dissatisfied	2013	81	How satisfied are you with the following Work/Life programs in your agency? Health and Wellness Programs (for example, exercise, medical screening, quit smoking programs)	82.66%	12.92%	4.42%	48	3
Satisfied -dissatisfied	2013	82	How satisfied are you with the following Work/Life programs in your agency? Employee Assistance Program (EAP)	50.39%	40.24%	9.37%	23	0
Satisfied -dissatisfied	2013	83	How satisfied are you with the following Work/Life programs in your agency? Child Care Programs (for example, daycare, parenting classes, parenting support groups)	52.23%	47.77%	0.00%	2	1
Satisfied -dissatisfied	2013	84	How satisfied are you with the following Work/Life programs in your agency? Elder Care Programs (for example, support groups, speakers)	53.04%	46.96%	0.00%	2	1
Agree-disagree	2012	1	*I am given a real opportunity to improve my skills in my organization.	65.66%	16.45%	17.89%	94	N/A
Agree-disagree	2012	2	I have enough information to do my job well.	77.46%	10.85%	11.70%	94	N/A
Agree-disagree	2012	3	I feel encouraged to come up with new and better ways of doing things.	62.50%	19.48%	18.02%	94	N/A
Agree-disagree	2012	4	My work gives me a feeling of personal accomplishment.	77.86%	12.21%	9.93%	94	N/A
Agree-disagree	2012	5	I like the kind of work I do.	86.79%	6.28%	6.93%	92	N/A
Agree-disagree	2012	6	I know what is expected of me on the job.	82.21%	12.70%	5.09%	94	N/A
Agree-disagree	2012	7	When needed I am willing to put in the extra effort to get a job done.	96.28%	2.81%	0.92%	94	N/A
Agree-disagree	2012	8	I am constantly looking for ways to do my job better.	89.04%	10.05%	0.92%	94	N/A
Agree-disagree	2012	9	I have sufficient resources (for example, people, materials, budget) to get my job done.	54.48%	16.21%	29.31%	94	0
Agree-disagree	2012	10	*My workload is reasonable.	68.90%	15.66%	15.43%	93	0
Agree-disagree	2012	11	*My talents are used well in the workplace.	56.04%	25.97%	17.98%	92	0
Agree-disagree	2012	12	*I know how my work relates to the agency's goals and priorities.	85.37%	9.82%	4.81%	94	0
Agree-disagree	2012	13	The work I do is important.	87.75%	10.35%	1.90%	91	0
Agree-disagree	2012	14	Physical conditions (for example, noise level, temperature, lighting, cleanliness in the workplace) allow employees to perform their jobs well.	77.25%	13.16%	9.59%	94	0
Agree-disagree	2012	15	My performance appraisal is a fair reflection of my performance.	76.38%	14.12%	9.50%	93	1
Agree-disagree	2012	16	I am held accountable for achieving results.	76.13%	18.66%	5.21%	93	0
Agree-disagree	2012	17	*I can disclose a suspected violation of any law, rule or regulation without fear of reprisal.	55.78%	23.69%	20.53%	90	3
Agree-disagree	2012	18	My training needs are assessed.	42.94%	30.91%	26.15%	94	0
Agree-disagree	2012	19	In my most recent performance appraisal, I understood what I had to do to be rated at different performance levels (for example, Fully Successful, Outstanding).	76.37%	8.91%	14.72%	94	0
Agree-disagree	2012	20	*The people I work with cooperate to get the job done.	69.82%	7.18%	23.00%	94	N/A
Agree-disagree	2012	21	My work unit is able to recruit people with the right skills.	50.74%	22.09%	27.17%	92	2
Agree-disagree	2012	22	Promotions in my work unit are based on merit.	45.18%	32.49%	22.33%	91	2
Agree-disagree	2012	23	In my work unit, steps are taken to deal with a poor performer who cannot or will not improve.	33.43%	27.74%	38.83%	89	5
Agree-disagree	2012	24	*In my work unit, differences in performance are recognized in a meaningful way.	39.61%	29.18%	31.21%	93	0
Agree-disagree	2012	25	Awards in my work unit depend on how well employees perform their jobs.	40.88%	29.70%	29.42%	92	1
Agree-disagree	2012	26	Employees in my work unit share job knowledge with each other.	66.72%	13.41%	19.86%	93	0
Agree-disagree	2012	27	The skill level in my work unit has improved in the past year.	49.14%	30.17%	20.69%	94	0
Good-poor	2012	28	How would you rate the overall quality of work done by your work unit?	80.64%	15.11%	4.25%	93	N/A
Agree-disagree	2012	29	*The workforce has the job-relevant knowledge and skills necessary to accomplish organizational goals.	72.79%	9.43%	17.78%	93	1
Agree-disagree	2012	30	Employees have a feeling of personal empowerment with respect to work processes.	47.14%	30.77%	22.09%	94	0
Agree-disagree	2012	31	Employees are recognized for providing high quality products and services.	58.39%	17.27%	24.34%	93	1
Agree-disagree	2012	32	Creativity and innovation are rewarded.	49.21%	23.55%	27.24%	90	1
Agree-disagree	2012	33	Pay raises depend on how well employees perform their jobs.	30.61%	30.12%	39.27%	89	4
Agree-disagree	2012	34	Policies and programs promote diversity in the workplace (for example, recruiting minorities and women, training in awareness of diversity issues, mentoring).	57.82%	27.68%	14.50%	88	6
Agree-disagree	2012	35	Employees are protected from health and safety hazards on the job.	84.47%	10.62%	4.91%	94	0

Trend Core Survey

Agree-disagree	2012	36	My organization has prepared employees for potential security threats.	80.18%	12.81%	7.01%	93	1
Agree-disagree	2012	37	Arbitrary action, personal favoritism and coercion for partisan political purposes are not tolerated.	57.74%	22.39%	19.88%	91	3
Agree-disagree	2012	38	Prohibited Personnel Practices (for example, illegally discriminating for or against any employee/applicant, obstructing a person's right to compete for employment, knowingly violating veterans' preference requirements) are not tolerated.	63.83%	18.27%	17.91%	86	8
Agree-disagree	2012	39	My agency is successful at accomplishing its mission.	74.20%	13.21%	12.59%	94	0
Agree-disagree	2012	40	*I recommend my organization as a good place to work.	54.76%	22.88%	22.36%	94	N/A
Agree-disagree	2012	41	*I believe the results of this survey will be used to make my agency a better place to work.	65.96%	16.84%	17.20%	88	6
Agree-disagree	2012	42	My supervisor supports my need to balance work and other life issues.	83.95%	10.81%	5.23%	94	0
Agree-disagree	2012	43	My supervisor provides me with opportunities to demonstrate my leadership skills.	65.21%	14.35%	20.44%	93	0
Agree-disagree	2012	44	Discussions with my supervisor about my performance are worthwhile.	66.54%	19.40%	14.05%	94	0
Agree-disagree	2012	45	My supervisor is committed to a workforce representative of all segments of society.	71.13%	13.45%	15.42%	87	7
Agree-disagree	2012	46	My supervisor provides me with constructive suggestions to improve my job performance.	62.54%	20.40%	17.07%	94	0
Agree-disagree	2012	47	Supervisors in my work unit support employee development.	67.26%	21.15%	11.59%	93	0
Agree-disagree	2012	48	My supervisor listens to what I have to say.	74.19%	9.45%	16.35%	94	N/A
Agree-disagree	2012	49	My supervisor treats me with respect.	82.40%	6.60%	11.00%	94	N/A
Agree-disagree	2012	50	In the last six months, my supervisor has talked with me about my performance.	87.72%	8.31%	3.97%	93	N/A
Agree-disagree	2012	51	I have trust and confidence in my supervisor.	64.85%	18.01%	17.14%	94	N/A
Good-poor	2012	52	Overall, how good a job do you feel is being done by your immediate supervisor?	74.06%	13.67%	12.27%	94	N/A
Agree-disagree	2012	53	In my organization, senior leaders generate high levels of motivation and commitment in the workforce.	50.33%	23.40%	26.26%	93	1
Agree-disagree	2012	54	My organization's senior leaders maintain high standards of honesty and integrity.	61.31%	22.08%	16.61%	93	1
Agree-disagree	2012	55	Supervisors work well with employees of different backgrounds.	70.21%	19.06%	10.73%	90	4
Agree-disagree	2012	56	*Managers communicate the goals and priorities of the organization.	65.10%	19.66%	15.24%	94	0
Agree-disagree	2012	57	Managers review and evaluate the organization's progress toward meeting its goals and objectives.	60.36%	26.48%	13.16%	93	1
Agree-disagree	2012	58	Managers promote communication among different work units (for example, about projects, goals, needed resources).	53.12%	29.79%	17.09%	93	1
Agree-disagree	2012	59	Managers support collaboration across work units to accomplish work objectives.	61.60%	23.66%	14.74%	93	0
Good-poor	2012	60	Overall, how good a job do you feel is being done by the manager directly above your immediate supervisor?	67.51%	14.14%	18.35%	89	5
Agree-disagree	2012	61	I have a high level of respect for my organization's senior leaders.	71.45%	12.26%	16.29%	94	0
Agree-disagree	2012	62	Senior leaders demonstrate support for Work/Life programs.	80.85%	11.93%	7.22%	88	6
Satisfied -dissatisfied	2012	63	*How satisfied are you with your involvement in decisions that affect your work?	61.52%	19.81%	18.67%	94	N/A
Satisfied -dissatisfied	2012	64	*How satisfied are you with the information you receive from management on what's going on in your organization?	60.95%	16.47%	22.57%	92	N/A
Satisfied -dissatisfied	2012	65	*How satisfied are you with the recognition you receive for doing a good job?	60.66%	20.19%	19.15%	93	N/A
Satisfied -dissatisfied	2012	66	How satisfied are you with the policies and practices of your senior leaders?	57.49%	19.64%	22.87%	93	N/A
Satisfied -dissatisfied	2012	67	How satisfied are you with your opportunity to get a better job in your organization?	42.77%	26.16%	31.07%	94	N/A
Satisfied -dissatisfied	2012	68	How satisfied are you with the training you receive for your present job?	49.69%	26.55%	23.76%	93	N/A
Satisfied -dissatisfied	2012	69	*Considering everything, how satisfied are you with your job?	67.94%	19.70%	12.35%	93	N/A
Satisfied -dissatisfied	2012	70	Considering everything, how satisfied are you with your pay?	52.40%	16.12%	31.48%	94	N/A
Satisfied -dissatisfied	2012	71	*Considering everything, how satisfied are you with your organization?	61.23%	20.72%	18.05%	94	N/A
Satisfied -dissatisfied	2012	79	How satisfied are you with the following Work/Life programs in your agency? Telework	92.38%	4.05%	3.57%	29	1
Satisfied -dissatisfied	2012	80	How satisfied are you with the following Work/Life programs in your agency? Alternative Work Schedules (AWS)	91.38%	6.95%	1.68%	54	1
Satisfied -dissatisfied	2012	81	How satisfied are you with the following Work/Life programs in your agency? Health and Wellness Programs (for example, exercise, medical screening, quit smoking programs)	92.99%	7.01%	0.00%	57	1
Satisfied -dissatisfied	2012	82	How satisfied are you with the following Work/Life programs in your agency? Employee Assistance Program (EAP)	88.32%	11.68%	0.00%	17	2
Satisfied -dissatisfied	2012	83	How satisfied are you with the following Work/Life programs in your agency? Child Care Programs (for example, daycare, parenting classes, parenting support groups)	36.49%	63.51%	0.00%	3	2
Satisfied -dissatisfied	2012	84	How satisfied are you with the following Work/Life programs in your agency? Elder Care Programs (for example, support groups, speakers)	50.65%	49.35%	0.00%	4	1
Agree-disagree	2011	1	*I am given a real opportunity to improve my skills in my organization.	57.01%	16.41%	26.58%	107	N/A
Agree-disagree	2011	2	I have enough information to do my job well.	69.47%	16.05%	14.48%	107	N/A
Agree-disagree	2011	3	I feel encouraged to come up with new and better ways of doing things.	52.34%	16.78%	30.88%	106	N/A
Agree-disagree	2011	4	My work gives me a feeling of personal accomplishment.	66.03%	13.43%	20.55%	107	N/A
Agree-disagree	2011	5	I like the kind of work I do.	82.08%	11.47%	6.45%	107	N/A
Agree-disagree	2011	6	I know what is expected of me on the job.	79.11%	11.72%	9.17%	106	N/A

Trend Core Survey

Agree-disagree	2011	7	When needed I am willing to put in the extra effort to get a job done.	96.78%	1.19%	2.04%	107	N/A
Agree-disagree	2011	8	I am constantly looking for ways to do my job better.	88.77%	8.05%	3.18%	107	N/A
Agree-disagree	2011	9	I have sufficient resources (for example, people, materials, budget) to get my job done.	52.90%	17.02%	30.08%	106	1
Agree-disagree	2011	10	*My workload is reasonable.	72.97%	12.26%	14.77%	105	2
Agree-disagree	2011	11	*My talents are used well in the workplace.	56.17%	16.68%	27.15%	106	1
Agree-disagree	2011	12	*I know how my work relates to the agency's goals and priorities.	91.70%	5.62%	2.68%	105	2
Agree-disagree	2011	13	The work I do is important.	87.92%	8.85%	3.23%	107	0
Agree-disagree	2011	14	Physical conditions (for example, noise level, temperature, lighting, cleanliness in the workplace) allow employees to perform their jobs well.	80.67%	7.78%	11.54%	105	2
Agree-disagree	2011	15	My performance appraisal is a fair reflection of my performance.	76.29%	12.59%	11.11%	101	6
Agree-disagree	2011	16	I am held accountable for achieving results.	83.67%	10.19%	6.14%	105	1
Agree-disagree	2011	17	*I can disclose a suspected violation of any law, rule or regulation without fear of reprisal.	57.14%	24.46%	18.40%	100	7
Agree-disagree	2011	18	My training needs are assessed.	44.05%	27.42%	28.53%	102	5
Agree-disagree	2011	19	In my most recent performance appraisal, I understood what I had to do to be rated at different performance levels (for example, Fully Successful, Outstanding).	73.67%	14.69%	11.64%	103	3
Agree-disagree	2011	20	*The people I work with cooperate to get the job done.	70.10%	9.88%	20.02%	98	N/A
Agree-disagree	2011	21	My work unit is able to recruit people with the right skills.	52.77%	19.24%	28.00%	103	3
Agree-disagree	2011	22	Promotions in my work unit are based on merit.	44.07%	27.81%	28.12%	100	6
Agree-disagree	2011	23	In my work unit, steps are taken to deal with a poor performer who cannot or will not improve.	30.32%	29.76%	39.92%	99	7
Agree-disagree	2011	24	*In my work unit, differences in performance are recognized in a meaningful way.	42.36%	25.24%	32.40%	103	3
Agree-disagree	2011	25	Awards in my work unit depend on how well employees perform their jobs.	46.69%	24.21%	29.10%	104	2
Agree-disagree	2011	26	Employees in my work unit share job knowledge with each other.	65.07%	14.47%	20.46%	105	0
Agree-disagree	2011	27	The skill level in my work unit has improved in the past year.	59.33%	21.11%	19.55%	101	5
Good-poor	2011	28	How would you rate the overall quality of work done by your work unit?	82.42%	11.50%	6.08%	105	N/A
Agree-disagree	2011	29	*The workforce has the job-relevant knowledge and skills necessary to accomplish organizational goals.	70.72%	15.16%	14.12%	105	2
Agree-disagree	2011	30	Employees have a feeling of personal empowerment with respect to work processes.	53.89%	23.35%	22.76%	105	2
Agree-disagree	2011	31	Employees are recognized for providing high quality products and services.	58.75%	16.50%	24.75%	106	1
Agree-disagree	2011	32	Creativity and innovation are rewarded.	44.39%	26.64%	28.96%	106	1
Agree-disagree	2011	33	Pay raises depend on how well employees perform their jobs.	30.87%	31.98%	37.15%	103	4
Agree-disagree	2011	34	Policies and programs promote diversity in the workplace (for example, recruiting minorities and women, training in awareness of diversity issues, mentoring).	48.48%	32.80%	18.71%	100	7
Agree-disagree	2011	35	Employees are protected from health and safety hazards on the job.	81.78%	10.55%	7.67%	107	0
Agree-disagree	2011	36	My organization has prepared employees for potential security threats.	72.87%	16.21%	10.92%	106	1
Agree-disagree	2011	37	Arbitrary action, personal favoritism and coercion for partisan political purposes are not tolerated.	51.90%	23.18%	24.92%	106	1
Agree-disagree	2011	38	Prohibited Personnel Practices (for example, illegally discriminating for or against any employee/applicant, obstructing a person's right to compete for employment, knowingly violating veterans' preference requirements) are not tolerated.	60.14%	23.86%	16.00%	101	6
Agree-disagree	2011	39	My agency is successful at accomplishing its mission.	78.98%	13.61%	7.41%	106	0
Agree-disagree	2011	40	*I recommend my organization as a good place to work.	63.38%	17.66%	18.95%	107	N/A
Agree-disagree	2011	41	*I believe the results of this survey will be used to make my agency a better place to work.	67.46%	19.57%	12.97%	100	7
Agree-disagree	2011	42	My supervisor supports my need to balance work and other life issues.	76.37%	9.21%	14.42%	106	0
Agree-disagree	2011	43	My supervisor provides me with opportunities to demonstrate my leadership skills.	60.97%	12.97%	26.06%	106	0
Agree-disagree	2011	44	Discussions with my supervisor about my performance are worthwhile.	64.47%	14.36%	21.17%	105	1
Agree-disagree	2011	45	My supervisor is committed to a workforce representative of all segments of society.	61.91%	24.93%	13.16%	100	6
Agree-disagree	2011	46	My supervisor provides me with constructive suggestions to improve my job performance.	64.43%	9.89%	25.68%	106	0
Agree-disagree	2011	47	Supervisors in my work unit support employee development.	58.12%	21.32%	20.56%	106	0
Agree-disagree	2011	48	My supervisor listens to what I have to say.	68.87%	17.22%	13.91%	106	N/A
Agree-disagree	2011	49	My supervisor treats me with respect.	72.40%	16.82%	10.78%	106	N/A
Agree-disagree	2011	50	In the last six months, my supervisor has talked with me about my performance.	76.82%	8.94%	14.24%	106	N/A
Agree-disagree	2011	51	I have trust and confidence in my supervisor.	60.55%	21.18%	18.27%	105	N/A
Good-poor	2011	52	Overall, how good a job do you feel is being done by your immediate supervisor?	62.17%	20.78%	17.05%	106	N/A
Agree-disagree	2011	53	In my organization, senior leaders generate high levels of motivation and commitment in the workforce.	50.83%	22.88%	26.29%	106	0
Agree-disagree	2011	54	My organization's senior leaders maintain high standards of honesty and integrity.	58.36%	25.09%	16.54%	105	1
Agree-disagree	2011	55	Supervisors work well with employees of different backgrounds.	66.98%	22.10%	10.91%	105	1
Agree-disagree	2011	56	*Managers communicate the goals and priorities of the organization.	68.23%	17.68%	14.09%	106	0
Agree-disagree	2011	57	Managers review and evaluate the organization's progress toward meeting its goals and objectives.	62.30%	26.94%	10.77%	101	4
Agree-disagree	2011	58	Managers promote communication among different work units (for example, about projects, goals, needed resources).	59.39%	21.82%	18.79%	104	1
Agree-disagree	2011	59	Managers support collaboration across work units to accomplish work objectives.	63.96%	20.93%	15.12%	104	1
Good-poor	2011	60	Overall, how good a job do you feel is being done by the manager directly above your immediate supervisor?	68.00%	19.60%	12.40%	103	2
Agree-disagree	2011	61	I have a high level of respect for my organization's senior leaders.	63.77%	19.91%	16.33%	105	0
Agree-disagree	2011	62	Senior leaders demonstrate support for Work/Life programs.	58.90%	30.03%	11.07%	98	7
Satisfied -dissatisfied	2011	63	*How satisfied are you with your involvement in decisions that affect your work?	55.66%	21.95%	22.39%	106	N/A
Satisfied -dissatisfied	2011	64	*How satisfied are you with the information you receive from management on what's going on in your organization?	54.69%	25.16%	20.15%	106	N/A

Trend Core Survey

Satisfied -dissatisfied	2011	65	*How satisfied are you with the recognition you receive for doing a good job?	54.07%	19.55%	26.38%	106	N/A
Satisfied -dissatisfied	2011	66	How satisfied are you with the policies and practices of your senior leaders?	53.00%	30.00%	17.00%	105	N/A
Satisfied -dissatisfied	2011	67	How satisfied are you with your opportunity to get a better job in your organization?	37.44%	23.39%	39.17%	105	N/A
Satisfied -dissatisfied	2011	68	How satisfied are you with the training you receive for your present job?	45.01%	26.35%	28.64%	106	N/A
Satisfied -dissatisfied	2011	69	*Considering everything, how satisfied are you with your job?	67.58%	19.07%	13.34%	105	N/A
Satisfied -dissatisfied	2011	70	Considering everything, how satisfied are you with your pay?	62.19%	21.11%	16.70%	106	N/A
Satisfied -dissatisfied	2011	71	*Considering everything, how satisfied are you with your organization?	59.12%	25.18%	15.70%	104	N/A
Satisfied -dissatisfied	2011	79	How satisfied are you with the following Work/Life programs in your agency? Telework	68.47%	24.53%	7.00%	35	1
Satisfied -dissatisfied	2011	80	How satisfied are you with the following Work/Life programs in your agency? Alternative Work Schedules (AWS)	93.00%	7.00%	0.00%	57	0
Satisfied -dissatisfied	2011	81	How satisfied are you with the following Work/Life programs in your agency? Health and Wellness Programs (for example, exercise, medical screening, quit smoking programs)	72.62%	19.57%	7.81%	26	1
Satisfied -dissatisfied	2011	82	How satisfied are you with the following Work/Life programs in your agency? Employee Assistance Program (EAP)	75.90%	24.10%	0.00%	14	1
Satisfied -dissatisfied	2011	83	How satisfied are you with the following Work/Life programs in your agency? Child Care Programs (for example, daycare, parenting classes, parenting support groups)	--	--	--	0	0
Satisfied -dissatisfied	2011	84	How satisfied are you with the following Work/Life programs in your agency? Elder Care Programs (for example, support groups, speakers)	--	--	--	0	0
Agree-disagree	2010	1	*I am given a real opportunity to improve my skills in my organization.	46.31%	17.29%	36.41%	89	N/A
Agree-disagree	2010	2	I have enough information to do my job well.	66.93%	9.10%	23.97%	89	N/A
Agree-disagree	2010	3	I feel encouraged to come up with new and better ways of doing things.	52.52%	18.82%	28.65%	88	N/A
Agree-disagree	2010	4	My work gives me a feeling of personal accomplishment.	75.56%	7.20%	17.24%	89	N/A
Agree-disagree	2010	5	I like the kind of work I do.	78.60%	15.98%	5.42%	89	N/A
Agree-disagree	2010	6	I know what is expected of me on the job.	76.31%	10.28%	13.41%	89	N/A
Agree-disagree	2010	7	When needed I am willing to put in the extra effort to get a job done.	96.13%	3.87%	0.00%	89	N/A
Agree-disagree	2010	8	I am constantly looking for ways to do my job better.	92.34%	7.66%	0.00%	88	N/A
Agree-disagree	2010	9	I have sufficient resources (for example, people, materials, budget) to get my job done.	44.31%	12.91%	42.78%	87	2
Agree-disagree	2010	10	*My workload is reasonable.	56.48%	13.62%	29.91%	89	0
Agree-disagree	2010	11	*My talents are used well in the workplace.	55.02%	10.89%	34.09%	88	0
Agree-disagree	2010	12	*I know how my work relates to the agency's goals and priorities.	87.67%	7.89%	4.45%	88	1
Agree-disagree	2010	13	The work I do is important.	91.09%	7.83%	1.08%	87	0
Agree-disagree	2010	14	Physical conditions (for example, noise level, temperature, lighting, cleanliness in the workplace) allow employees to perform their jobs well.	76.57%	13.44%	9.99%	88	1
Agree-disagree	2010	15	My performance appraisal is a fair reflection of my performance.	63.81%	11.93%	24.26%	87	2
Agree-disagree	2010	16	I am held accountable for achieving results.	81.15%	11.28%	7.57%	89	0
Agree-disagree	2010	17	*I can disclose a suspected violation of any law, rule or regulation without fear of reprisal.	38.79%	19.48%	41.72%	87	2
Agree-disagree	2010	18	My training needs are assessed.	36.13%	18.11%	45.77%	86	2
Agree-disagree	2010	19	In my most recent performance appraisal, I understood what I had to do to be rated at different performance levels (for example, Fully Successful, Outstanding).	69.43%	17.06%	13.51%	88	1
Agree-disagree	2010	20	*The people I work with cooperate to get the job done.	61.42%	16.64%	21.94%	88	N/A
Agree-disagree	2010	21	My work unit is able to recruit people with the right skills.	46.50%	19.99%	33.51%	85	3
Agree-disagree	2010	22	Promotions in my work unit are based on merit.	38.93%	24.61%	36.46%	84	4
Agree-disagree	2010	23	In my work unit, steps are taken to deal with a poor performer who cannot or will not improve.	38.08%	18.47%	43.45%	85	3
Agree-disagree	2010	24	*In my work unit, differences in performance are recognized in a meaningful way.	40.23%	16.47%	43.30%	87	1
Agree-disagree	2010	25	Awards in my work unit depend on how well employees perform their jobs.	44.16%	21.18%	34.66%	85	2
Agree-disagree	2010	26	Employees in my work unit share job knowledge with each other.	52.99%	17.16%	29.84%	86	1
Agree-disagree	2010	27	The skill level in my work unit has improved in the past year.	50.14%	24.55%	25.31%	83	3
Good-poor	2010	28	How would you rate the overall quality of work done by your work unit?	69.47%	20.06%	10.47%	89	N/A
Agree-disagree	2010	29	*The workforce has the job-relevant knowledge and skills necessary to accomplish organizational goals.	58.85%	15.40%	25.75%	86	3
Agree-disagree	2010	30	Employees have a feeling of personal empowerment with respect to work processes.	32.57%	28.80%	38.63%	86	2
Agree-disagree	2010	31	Employees are recognized for providing high quality products and services.	41.95%	21.09%	36.96%	88	0
Agree-disagree	2010	32	Creativity and innovation are rewarded.	38.83%	26.43%	34.74%	88	1
Agree-disagree	2010	33	Pay raises depend on how well employees perform their jobs.	27.86%	19.59%	52.55%	84	3
Agree-disagree	2010	34	Policies and programs promote diversity in the workplace (for example, recruiting minorities and women, training in awareness of diversity issues, mentoring).	45.45%	25.11%	29.44%	86	3
Agree-disagree	2010	35	Employees are protected from health and safety hazards on the job.	72.46%	19.32%	8.22%	89	0
Agree-disagree	2010	36	My organization has prepared employees for potential security threats.	62.63%	24.62%	12.75%	89	0
Agree-disagree	2010	37	Arbitrary action, personal favoritism and coercion for partisan political purposes are not tolerated.	36.91%	25.88%	37.22%	85	4

Trend Core Survey

Agree-disagree	2010	38	Prohibited Personnel Practices (for example, illegally discriminating for or against any employee/applicant, obstructing a person's right to compete for employment, knowingly violating veterans' preference requirements) are not tolerated.	46.82%	25.23%	27.94%	84	4
Agree-disagree	2010	39	My agency is successful at accomplishing its mission.	41.41%	22.05%	36.53%	81	3
Agree-disagree	2010	40	*I recommend my organization as a good place to work.	41.07%	23.01%	35.92%	89	N/A
Agree-disagree	2010	41	*I believe the results of this survey will be used to make my agency a better place to work.	54.34%	18.63%	27.02%	86	3
Agree-disagree	2010	42	My supervisor supports my need to balance work and other life issues.	72.08%	12.18%	15.74%	89	0
Agree-disagree	2010	43	My supervisor provides me with opportunities to demonstrate my leadership skills.	60.40%	11.68%	27.92%	89	0
Agree-disagree	2010	44	Discussions with my supervisor about my performance are worthwhile.	57.37%	15.38%	27.25%	89	0
Agree-disagree	2010	45	My supervisor is committed to a workforce representative of all segments of society.	60.54%	17.43%	22.02%	86	3
Agree-disagree	2010	46	My supervisor provides me with constructive suggestions to improve my job performance.	53.58%	15.47%	30.94%	89	0
Agree-disagree	2010	47	Supervisors in my work unit support employee development.	51.28%	21.20%	27.53%	89	0
Agree-disagree	2010	48	My supervisor listens to what I have to say.	65.11%	15.77%	19.12%	89	N/A
Agree-disagree	2010	49	My supervisor treats me with respect.	71.87%	11.56%	16.57%	88	N/A
Agree-disagree	2010	50	In the last six months, my supervisor has talked with me about my performance.	67.91%	13.09%	19.00%	88	N/A
Agree-disagree	2010	51	I have trust and confidence in my supervisor.	56.87%	15.27%	27.86%	87	N/A
Good-poor	2010	52	Overall, how good a job do you feel is being done by your immediate supervisor?	57.46%	18.88%	23.66%	89	N/A
Agree-disagree	2010	53	In my organization, senior leaders generate high levels of motivation and commitment in the workforce.	33.79%	29.74%	36.47%	87	1
Agree-disagree	2010	54	My organization's senior leaders maintain high standards of honesty and integrity.	33.88%	29.04%	37.08%	87	1
Agree-disagree	2010	55	Supervisors work well with employees of different backgrounds.	46.94%	22.91%	30.15%	85	3
Agree-disagree	2010	56	*Managers communicate the goals and priorities of the organization.	44.33%	23.90%	31.77%	88	0
Agree-disagree	2010	57	Managers review and evaluate the organization's progress toward meeting its goals and objectives.	42.33%	30.40%	27.28%	82	4
Agree-disagree	2010	58	Managers promote communication among different work units (for example, about projects, goals, needed resources).	38.82%	21.11%	40.07%	87	1
Agree-disagree	2010	59	Managers support collaboration across work units to accomplish work objectives.	38.04%	28.10%	33.86%	83	1
Good-poor	2010	60	Overall, how good a job do you feel is being done by the manager directly above your immediate supervisor?	48.60%	24.92%	26.48%	86	2
Agree-disagree	2010	61	I have a high level of respect for my organization's senior leaders.	46.34%	21.87%	31.79%	87	1
Agree-disagree	2010	62	Senior leaders demonstrate support for Work/Life programs.	52.66%	32.66%	14.68%	80	7
Satisfied -dissatisfied	2010	63	*How satisfied are you with your involvement in decisions that affect your work?	48.40%	24.80%	26.81%	88	N/A
Satisfied -dissatisfied	2010	64	*How satisfied are you with the information you receive from management on what's going on in your organization?	46.90%	20.75%	32.35%	88	N/A
Satisfied -dissatisfied	2010	65	*How satisfied are you with the recognition you receive for doing a good job?	48.83%	19.47%	31.70%	88	N/A
Satisfied -dissatisfied	2010	66	How satisfied are you with the policies and practices of your senior leaders?	39.49%	26.03%	34.48%	88	N/A
Satisfied -dissatisfied	2010	67	How satisfied are you with your opportunity to get a better job in your organization?	32.64%	23.39%	43.97%	88	N/A
Satisfied -dissatisfied	2010	68	How satisfied are you with the training you receive for your present job?	33.74%	28.46%	37.80%	88	N/A
Satisfied -dissatisfied	2010	69	*Considering everything, how satisfied are you with your job?	59.21%	18.67%	22.12%	88	N/A
Satisfied -dissatisfied	2010	70	Considering everything, how satisfied are you with your pay?	65.55%	13.61%	20.84%	88	N/A
Satisfied -dissatisfied	2010	71	*Considering everything, how satisfied are you with your organization?	45.04%	22.73%	32.23%	88	N/A
Satisfied -dissatisfied	2010	79	How satisfied are you with the following Work/Life programs in your agency? Telework	--	--	--	0	0
Satisfied -dissatisfied	2010	80	How satisfied are you with the following Work/Life programs in your agency? Alternative Work Schedules (AWS)	--	--	--	0	0
Satisfied -dissatisfied	2010	81	How satisfied are you with the following Work/Life programs in your agency? Health and Wellness Programs (for example, exercise, medical screening, quit smoking programs)	--	--	--	0	0
Satisfied -dissatisfied	2010	82	How satisfied are you with the following Work/Life programs in your agency? Employee Assistance Program (EAP)	--	--	--	0	0
Satisfied -dissatisfied	2010	83	How satisfied are you with the following Work/Life programs in your agency? Child Care Programs (for example, daycare, parenting classes, parenting support groups)	--	--	--	0	0
Satisfied -dissatisfied	2010	84	How satisfied are you with the following Work/Life programs in your agency? Elder Care Programs (for example, support groups, speakers)	--	--	--	0	0

* AES prescribed items as of 2017 (5 CFR Part 250, Subpart C)

** Unweighted count of responses excluding 'Do Not Know' and 'No Basis to Judge'

The Dashboard only includes items 1-71.

Percentages are weighted to represent the Agency's population.

The rows above do not include results for any item or year when there were fewer than 10 completed surveys.

72. Have you been notified whether or not you are eligible to telework?	2017	2016	2015	2014	2013	2012	2011
Number of respondents	72	67	80	73	--	--	--
Yes, I was notified that I was eligible to telework.	45.20%	55.15%	53.22%	55.96%	--	--	--
Yes, I was notified that I was not eligible to telework.	31.12%	25.23%	28.64%	24.19%	--	--	--
No, I was not notified of my telework eligibility.	19.06%	10.25%	14.58%	15.99%	--	--	--
Not sure if I was notified of my telework eligibility.	4.62%	9.37%	3.55%	3.87%	--	--	--
Total	100.00%	100.00%	100.00%	100.00%	--	--	--

73. Please select the response below that BEST describes your current teleworking situation.	2017	2016	2015	2014	2013	2012	2011
Number of respondents	71	67	80	73	86	93	105
I telework 3 or more days per week.	2.44%	2.95%	0.00%	0.00%	0.00%	0.00%	0.00%
I telework 1 or 2 days per week.	8.31%	10.11%	2.64%	9.58%	8.40%	6.49%	9.13%
I telework, but no more than 1 or 2 days per month.	0.00%	4.48%	6.18%	6.75%	5.59%	8.76%	6.03%
I telework very infrequently.	15.88%	21.17%	24.54%	25.07%	13.41%	15.38%	16.69%
I do not telework because I have to be physically present on the job.	15.54%	17.66%	26.37%	20.52%	22.31%	26.25%	25.05%
I do not telework because I have technical issues.	9.26%	10.29%	4.74%	7.78%	5.60%	3.04%	2.70%
I do not telework because I did not receive approval to do so.	24.35%	10.53%	10.48%	11.47%	20.87%	16.01%	16.52%
I do not telework because I choose not to telework.	24.21%	22.81%	25.06%	18.82%	23.81%	24.07%	23.88%
Total	100.00%	100.00%	100.00%	100.00%	100.00%	100.00%	100.00%

74. Do you participate in the following Work/Life programs? Alternative Work Schedules	2017	2016	2015	2014	2013	2012	2011
Number of respondents	72	66	80	70	88	94	104
Yes	45.83%	50.78%	54.77%	58.00%	54.16%	58.99%	50.69%
No	47.94%	46.21%	42.89%	37.97%	41.30%	36.11%	45.99%
Not available to me	6.23%	3.01%	2.33%	4.03%	4.54%	4.90%	3.32%
Total	100.00%	100.00%	100.00%	100.00%	100.00%	100.00%	100.00%

75. Do you participate in the following Work/Life programs? Health and Wellness Programs	2017	2016	2015	2014	2013	2012	2011
Number of respondents	72	66	79	71	87	94	104
Yes	58.93%	69.86%	58.72%	52.98%	58.08%	63.28%	24.12%
No	34.20%	30.14%	38.77%	44.01%	39.61%	33.87%	53.20%
Not available to me	6.87%	0.00%	2.51%	3.00%	2.31%	2.86%	22.69%
Total	100.00%	100.00%	100.00%	100.00%	100.00%	100.00%	100.00%

76. Do you participate in the following Work/Life programs? Employee Assistance Program	2017	2016	2015	2014	2013	2012	2011
Number of respondents	72	65	77	69	87	92	105
Yes	13.18%	17.27%	14.95%	21.72%	25.27%	19.35%	13.22%
No	77.87%	78.04%	81.00%	68.94%	70.17%	72.85%	80.67%
Not available to me	8.95%	4.70%	4.05%	9.33%	4.56%	7.80%	6.11%
Total	100.00%	100.00%	100.00%	100.00%	100.00%	100.00%	100.00%

77. Do you participate in the following Work/Life programs? Child Care Programs	2017	2016	2015	2014	2013	2012	2011
Number of respondents	72	67	80	72	87	94	105
Yes	3.09%	1.37%	1.14%	1.37%	1.01%	6.08%	0.00%
No	68.67%	74.20%	72.19%	60.65%	74.73%	58.49%	70.80%
Not available to me	28.24%	24.43%	26.67%	37.98%	24.25%	35.43%	29.20%
Total	100.00%	100.00%	100.00%	100.00%	100.00%	100.00%	100.00%

78. Do you participate in the following Work/Life programs? Elder Care Programs	2017	2016	2015	2014	2013	2012	2011
Number of respondents	71	66	80	72	89	94	105
Yes	4.28%	1.39%	2.28%	1.37%	3.21%	5.89%	0.00%
No	64.45%	73.94%	72.57%	63.38%	71.99%	60.65%	69.30%
Not available to me	31.27%	24.67%	25.15%	35.25%	24.80%	33.46%	30.70%
Total	100.00%	100.00%	100.00%	100.00%	100.00%	100.00%	100.00%

Percentages are weighted to represent the Agency's population.

The rows above do not include results for any item or year when there were fewer than 10 completed surveys.